



Crochet Extra

134th Edition- July-2017

June was an exciting month with the arrival of boxes of new yarn – it was great fun opening them and seeing the amazing colours – these are the Whirl cakes – a 4ply cotton/acrylic blend – and Sunkissed – lightly variegated 4ply cotton. Both are lovely to work with and the pattern ideas are endless. Our theme takes a better look at the cakes to see what you can do with these.



This month Knitfest is on – 8th and 9th July in Maleny. We will have these new cottons, plus more at our trade stall.



Come along and see them and feel them if you are up that way, and join our workshop to crochet flowers or learn



corner 2 corner.

We've also been busy making room for all the new broomstick products – we now have knitting pins in sizes 12mm to 20mm in addition to the 25mm pins we have always had, plus circular pins for making continuous broomstick patterns, such as the bag in our new patterns.



We've also got some other broomstick patterns in store using these different size pins. We will be demonstrating broomstick crochet and hairpin crochet at our stall in Knitfest.

As broomstick has become popular, our workshop this month will be learning broomstick crochet and making this Indian Summer top – with the ability to learn a number of different broomstick techniques. Book your spot now.

And of course don't forget our special one day workshop on 26th August with Jenny King – learning her Get Squared Technique and make garments that fit.

Until next time

Lynda

**Crochet Australia,
PO Box 285
Yandina Qld 4561.**



Cakes without calories.

Have you got yourself some cakes yet? I don't mean the type you eat – but yarn cakes. There are several on the market at the moment, and they are all different. We went with the Whirl cake from Scheepjes as it is a cotton blend rather than wool blend (such as the Caron and Lincraft Cakes). Each type of Cake also has a different thickness, with the Whirl being a 4 ply whereas the Caron and Lincraft cakes are a 10ply. Regardless of which one you get, what can you do with them?

Because the cakes have a gradual colour change from beginning to end, they are very effective on anything that begins at a centre point – for example mandalas, star-shaped blankets, half circle and triangular shawls and ponchos. But they can equally make quite a statement on items done in rows - such as afghans. They generally don't work with granny squares to be sewn together and jackets and tops with sleeves to be added later, without some additional planning and preparation.

The gradual colour change enables some stitches to stand out more in a pattern or bring a different look to some multi-coloured patterns. Take this example of a shawl, done in multi-colours, a plain colour and in a cake.



There are many free Crochet-A-Longs (CALs) that will look fabulous in a cake – Sophie's



Choice, Mandala Madness, Lost in Time Shawl, Galaxy of Change, Virus Shawl – just to name a few. Check out Ravelry for more. There are also many patterns in store that will look good in a Cake. See these in the Look What We Found section. If you've found other great patterns let us know.



If you are looking for something to get you started, try the free [Whirl Mandala Cardigan](#) with a Whirl Cake.



Email: info@crochetaustralia.com.au

Website: www.crochetaustralia.com.au

Facebook: www.facebook.com/crochetaustralia

ABN: 31 595 069 229



Tip of the Month - Reading Symbol Charts

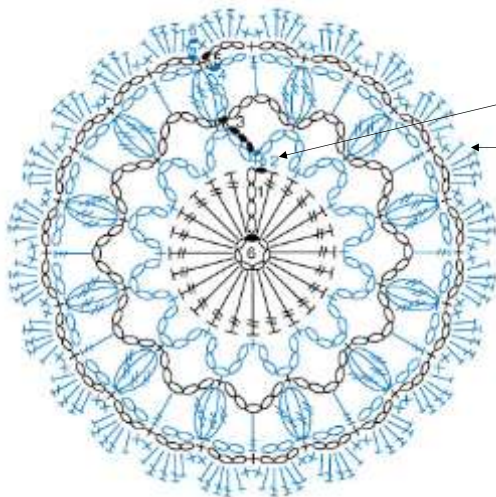


Stitch charts or symbols are being used more as an addition to or in place of words to describe a pattern stitch. Symbol charts overcome the language barrier between countries and allows access to a much wider range of patterns than just English language crochet instructions. It also helps to overcome the US v UK terminology differences. At first glance these charts can look daunting. However the diagram looks similar to the finished item and shows how it is constructed.

In symbol charts, each stitch is represented by a little picture or symbol and when these symbols are arranged as a diagram they form a rough picture of the finished article. For the most part, each symbol represents a stitch as it appears on the right side of the work, and provides all the information required - # of chains/stitches, where to join, and the round/row numbers.

The Craft Yarn Council of America has established a standard set of symbols, but the best chart I've seen is on Dabbles and Babbles as they cater for US and UK terminology and include some of the newer symbols—on the next page. Some diagrams use different colours for each row as below, while others may just number it. There

are also videos available and books to help with reading symbol charts .



Row number
Type of stitch (See table next page)

Instructional DVD—[Learn to Read Symbol Crochet Diagrams](#) \$29.95 (CDV02D)

Book—[Complete Guide to Symbol Crochet](#) \$15.95 (LA75475)



Book of the Month



LA75489 Throws worked in the Round \$11.20

Rugs that are crocheted in the round are so much quicker, are definitely easier and look great made with a cake. There are some for the raw beginner so no one misses out here. Included are the humble granny rug, another that begins with a circle but finishes up rectangle, a 7 pointed star, large octagons and small square fillers in bright colours combined for a colourful masterpiece, a spectrum throw in matching shades, a 62" lacy circular throw in variegated yarn combining rounds and medallions, the favourite Catherine wheel / Bavarian crochet worked as a square plus a beautiful round lapghan with raised stitches and multiple colours. You could not go wrong with this little book of 48 pages.

Visiting hours:

Mon, Tues, Thurs: 9am—3.00pm
Fri: by appointment
Sat: 1st Saturday of each month 9am—12pm
Wed: Group visits (6 or more) by appointment

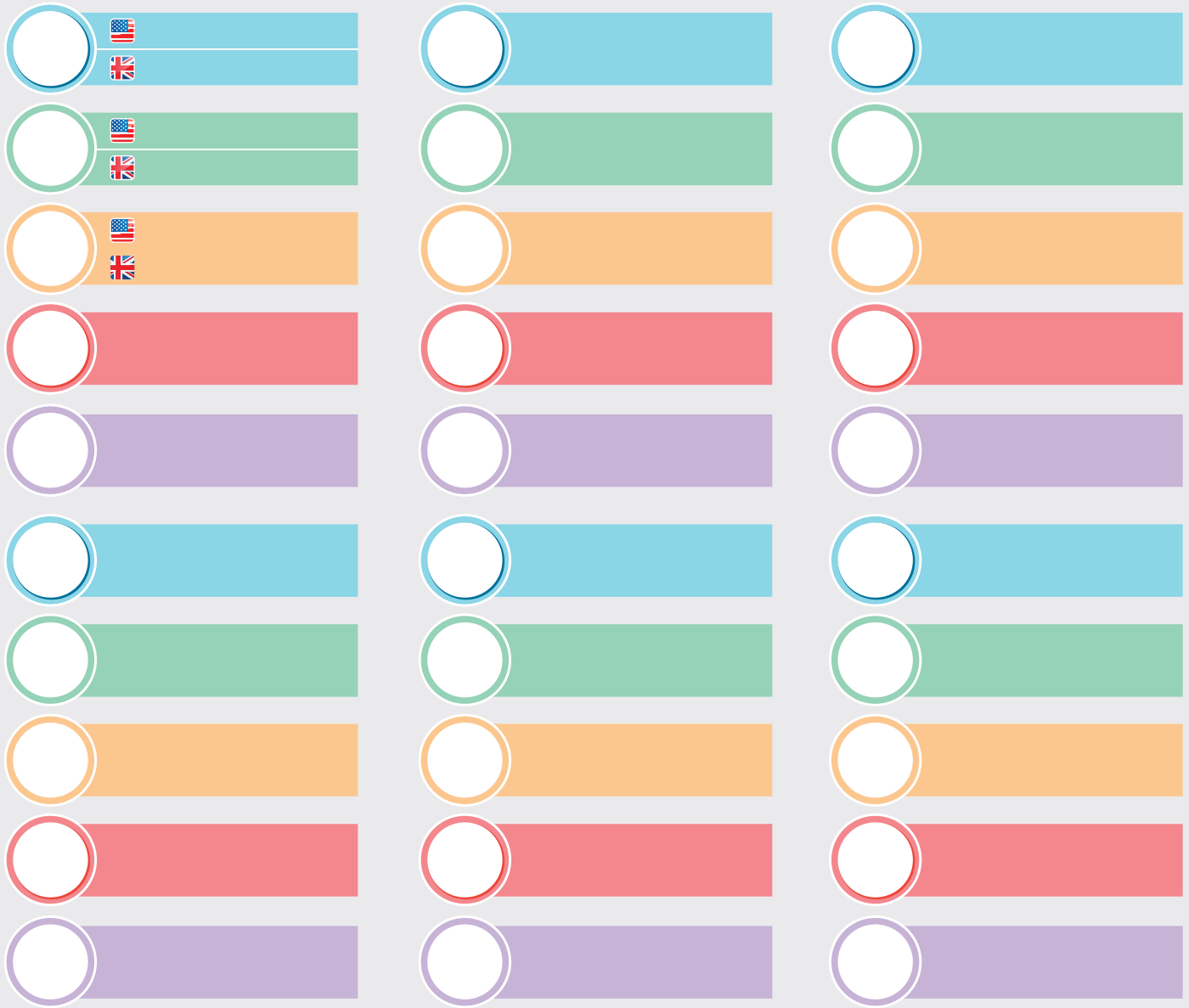
Workshops: Tuesdays 9.30am—11.30am bookings recommended


Order three ways (See front page for contact details):

Secure shopping cart, phone or mail.
We ship Monday, Tuesday, Thursday and Friday. We endeavour to ship all orders received before 12pm on these days, and orders received after this are shipped on the next day we ship.

CROCHET SYMBOLS & DIRECTIONS CHART

The symbols listed below are the standard crochet symbols and abbreviations. When possible the names are given for each symbol with both US and UK terminology. Please refer to your pattern key for any additional symbol directions.





Look What We Found



SP83050 Mandalas to Crochet \$38.50 ****Very Heavy**



871628 Daily Afghans \$18.50



871127 Shaped Afghans \$13.70



NMBER542043 Peek-a-Boo \$5.25



879518 Afghan Variations \$14.95



LA3541 Cabana Wraps \$19.70



LA6186 Best of Mary Maximum Ripple Afghans \$18.50



LA4623 Circular Baby Afghans to Crochet \$16.40



LA75015 So Sweet Baby Afghans Knit/cro \$8.50



LA75011 Beg Guide Ripples for Baby \$8.30



LA5949 Baby Afghans \$15.55
crochet




LA75038 Touch of Class Afghans \$8.30



885111 Geometric Afghans to Crochet \$8.95


Circular Shawl patterns by Vicki Moodie—\$5 each



CMPATC042



CMPATC066



CMPATC043



GC084 Naomi Shawl
\$10.00



GC68108 Isabel Circular
Shrug \$10.00



MG84766 Sock-yarn
Shawls Knit \$45.20
*** Heavy**



SP2244 A Gathering of
Lace Knit \$52.95
**** Very Heavy**



LA5586 The Lace Knitting
Palette \$37.95 **** Very Heavy**



B904 Knits from the North
Sea \$52.95 **** Very Heavy**



LA4233 Classic Quick Knit
Throws \$17.50



121031 Timeless Lace Knit
\$26.70



LA3976 Poncho Perfection
Knit \$12.00



871102 Lotus Leaf Wraps \$13.70



871229 Fashions to Flaunt
Crochet \$15.70



871207 Exquisite Crochet Shawls
\$14.50



LA5258 Wonderful Wearable
Wraps \$17.10



871601 Great
Yarns Great Styles
to Crochet \$24.50

*** Heavy**



SO67057 Cool Looks
crochet \$18.50



A7363 Rustic Modern
Crochet \$32.45



LA4589 Cool Cover-ups to
Wear \$15.50



LA3981 Ponchos for Kids \$17.40
Knit & crochet



LA3977 Weekend Wear Ponchos \$13.65



875552 Eternity Shawls to Crochet \$13.45



LA4524 Wraps to Throw \$19.30
crochet



ASN1444 Must have Capes \$14.20
Knit & crochet



874532 Poncho Panache \$20.30



ASN1306 Ponchos to Knit & Crochet \$13.20



885104 Easy Shawls \$9.20



A0781 Lovely Knitted Lace \$29.95 ** Very heavy



GC93110 Lia Mobius Wrap \$10.00



ASN1383 Easy Breezy Wraps \$13.35



LA3975 Quick & Easy Ponchos \$14.95
crochet



LA3948 Trendy Knit Ponchos \$13.80



LA5734 Wraps by the Dozen \$18.50
crochet



876527 Sensational Shawls & Scarves \$13.35



NMCC008 Lets Wrap Knit/cro \$9.50

Crochet Monthly Magazines \$9.00 each. Modernise the large doilies, table centres and tablecloths with colourful yarns to create afghans and shawls.



MAGCROMHLY280



MAGCROMHLY284



MAGCROMHLY290



MAGCROMHLY297



MAGCROMHLY299



MAGCROMHLY332