



# Crochet Extra

## 142nd Edition- April—2018



Having just returned from Australia's first Crochet Cruise – I can definitely say I will be doing it

again! We had over 50 crocheters attend the 9 day cruise. Crocheting on the high seas and sharing the love of crochet with others was amazing – not to mention the many other on-board activities – swimming, trivia, dancing, glass blowing, shows and fine dining. This is an experience all crocheters should have.

While the first day at sea was a little rough – high swells and quite a few of us sea sick, including myself – it did quickly calm down to smooth waters. The company and conversations were wonderful. Stay tuned for the next one—later this year or early next year.

But now it's back to normality and hard work. Sarah did a fabulous job holding the fort at the shop with help from my regular workshop participants – Leigh, Di and Trish. I thank you all!

We kick April off with our customers corner – there are some beautifully made items featured here. Congratulations to Colleen K, Rockhampton For winning our customers corner voucher.

Our workshop this month is making this crochet hook holder designed by Dedri Uys. Great for your hooks or as a gift.



**Crochet Australia,**  
PO Box 285  
Yandina Qld 4561.  
(07) 5472 8586.



### Theme—Filet Crochet

Filet crochet is a technique of creating fabric with only two stitches: the chain and treble (or double crochet in US terms). It is a grid-like lace that can create fabulous designs, from text to flowers to geometric shapes. The finished pattern is made up of open and solid meshes to depict the pattern.



While traditionally filet was used for curtains, table runners and doilies, it can be used to create fabric for anything – wall hangings, clothing, bags and quilts.

Patterns are often chartered rather than written and so can be

easier to follow. There are generally two types of charts used – graphs like that below, or symbol diagrams. Many of the older magazines use the symbol diagrams and include a wide range of patterns. Don't be daunted by them – they are easier than you think.



Traditionally filet crochet has been done in fine crochet threads and with small steel crochet hooks, however this can look equally as good in thicker cotton yarns and larger crochet hooks. Don't be intimidated by it. If you have never tried, it is a great technique to learn and add to your skills and allows you to express your creativity in new ways.

With Anzac Day just around the corner, try making these [poppies](#) to wear on April 25.

Until next time

Lynda



Email: [info@crochetaustralia.com.au](mailto:info@crochetaustralia.com.au)  
Website: [www.crochetaustralia.com.au](http://www.crochetaustralia.com.au)  
Facebook: [www.facebook.com/crochetaustralia](http://www.facebook.com/crochetaustralia)  
ABN: 31 595 069 229



# Tip of the Month

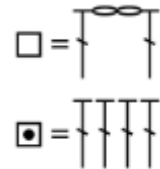


## Perfecting Filet Crochet

1. Work your stitches tightly. If you are naturally a loose crocheter, use a smaller hook than you would normally use.
2. If you are feeling creative and have your own design you'd like to crochet – use graph paper to create your design – blocking out squares for the pattern.
3. Always block your finished product to even out the pattern.
4. Reading a chart (rather than symbol diagram) is read from the bottom up where filled in blocks represent 4 trebles and blank blocks represent a treble, 2 chain, treble. (beware of the 'shared' treble between blocks).



OR



5. If you are using a chart, mark off the rows as you go.
6. If you prefer symbol charts, convert the diagram, as shown above.
7. To begin the foundation chain of your own design – count the number of squares on the bottom, and times that by three plus one – this equals your starting chain. Pay attention to the starting square – if blocked add 3 chain to represent the first treble. If blank add 5 chain to represent the first treble and 2



# Book of the Month



**874351 Filet Crochet Afghans in a Day \$12.30**

Designed by Christine Grazioso Moody, Grace any room in your home with 5 delicate filet afghans using worsted yarn.

## Customers' Corner

Below are some comments and masterpieces submitted by customers over the last quarter.

Send us a photo of your masterpiece (by email or on our facebook page—[www.facebook.com/crochetaustralia](http://www.facebook.com/crochetaustralia)), telling us which book it came from and which yarn or thread you used, and be in the draw to win a \$25 voucher in July (see conditions on our website). Please also add any tips you've picked up when making them. Congratulations to Colleen K, Rockhampton for winning this month's voucher.



**Alison K, Nambour QLD**

Crocheted these series of cacti using Scheepjes Catona cotton. Designs by Jana Whitley from a kit - Soft and Snuggly Cacti



**Jennifer S, Elizabeth Grove SA**

I recently ordered a hardanger pattern book called Christmas in the Pines. I received my book today and would like to say thank you for the prompt service. Merry Christmas and Happy New Year.

**Jen B, Nambucca Heads NSW**

Just to let you know, my order arrived this afternoon. What tremendous service. Many thanks.

**Colleen K, Rockhampton QLD**

Broomstick crochet blanket from the book Broomstick Lace crochet by Donna Wolfe and these coasters and place mats from the Magic Crochet magazine #137





**Dianne T, Yandina QLD**

Crocheted this dress for her granddaughter, from the book Cute Crochet for Girls by Lisa Naskrent, using Catona cotton.



**Jane L, Starlight QLD**

Crocheted this shawl using Scheepjes whirl



**Jo H, No fixed abode**

Crocheted this Jenny King inspired top with Scheepjes sunkissed cotton.

**Lynn H, Caloundra QLD**

Crocheted some Christmas twirls with clever country



**Mel P, Sunshine Coast QLD**

Used a Rosewater cocktail whirl to crochet this Jenny King Swirl jacket—started on the November Retreat



**Sue T, Yandina QLD**

Has been busy crocheting towel tops using Clever country and Camilla. Patterns from the book BK04 Top that Towel



**Donna P, Dunolly VIC**

Lynda thank you so much for attending to my order so promptly. All arrived and love the cotton.

Will be definitely placing more orders with you in the future. All the best.

**Helen H, Millaa Millaa QLD**

Thanks Girls, Absolutely love the prompt service.





**Trish E, North Arm QLD**

Crocheted these tops with Camilla Batik, and Camilla Cotton and crocheted the poncho in Catona cotton. All designed by varying existing patterns that Trish had.



**Virginia M, Cooroy QLD**

Crocheted this baby blanket with Camilla Batik cotton



**Belinda W, Newmarket QLD**

Thank you for sending my goods so quickly. I really appreciate them arriving before Christmas. Wishing you a happy Christmas and New Years.

**February** workshop participants crocheted these Criss Cross Vests in Camilla Batik and Catona cotton.

**Marion, S, Monto QLD**

Good afternoon, I have received my order of cotton and was thrilled to receive a 'gift' ball of cotton. I will certainly put it to good use! Thankyou so much.



**Maria R, Sunshine Coast QLD**

Spent a delightful hour at this fantastic Have for hookers. Found some fantastic yarn to create my latest octopus " sea healer" made with Camille batik 100% mercerised cotton. These Octo's are for special babies who gain benefit from their special design.

**Visiting hours:**

Mon, Tues, Thurs, Fri: 9am—3.00pm  
Sat: 1st Saturday of each month 9am—12pm  
Wed: Group visits (6 or more) by appointment

**Workshops:** Tuesdays 9.30am—11.30am bookings recommended

**Order three ways (See front page for contact details):**

Secure shopping cart, phone or mail.  
We ship Monday, Tuesday, Thursday and Friday. We endeavour to ship all orders received before 12pm on these days, and orders received after this are shipped on the next day we ship.



**Chris G, Central Coast NSW**

An afternoon making this lovely Jug cover from More Jug Covers Book 13 in Babylo Cotton.

The green vest was knitted in Heirloom cotton for my grandson.



**Crochet Cruise:**

Below is just a selection of items completed/ in progress at the end of the cruise. Ladies crocheted at least one project plus squares for a blanket for charity. There was also a fun competition to dress a duck! The winning ones are below.



**Sarah S, Yandina QLD**

Used Scheepjes stonewash to crochet this poncho for her daughter.



**Jo H, Cooroy QLD**

Sewed this couture jacket, but crocheted the braid to trim it in MT Perle 5.



**Karen F, Bendigo Vic**

Lynda you are one of the nicest people that i met on our cruise. The very generous help and time that you gave us was so much appreciated. You are one of the reasons why i cant wait to do it again. Thank you so much.

**Gail F, Benalla VIC**


Good morning, Just wanted to say many thanks for prompt delivery of my order. In use already.

**Amy S, Melbourne VIC**

Hi Lynda ... parcel arrived safely – just a note to say thanks very much – lovely to get great service




# Look What We Found



PARC152R More Doilies & Mats from Fillet \$11.20



DV5723 150 Crochet Designs \$22.95  
**\*\* Very Heavy**



879604Z Fillet Crochet Home Décor \$10.00




874518 Inspirational Celebrations \$12.30




ASN1281 Learn to Fillet Crochet in One Day \$19.40



BARBAL01 Mary Card Aust Cro Lace Designs \$65.50 **\*\* Very Heavy**



BARBAL02 Techniques of Fillet Crochet \$33.90 **\* Heavy**



BARBAL05 Mary Card's Crochet Lace Flowers \$40.50 **\* Heavy**



BARBAL04 Mary Card's Crochet Lace Birds \$27.50 **\* Heavy**



ASN1455 Pretty as a Picture \$12.95




LA5661 Fillet Table Runners \$16.50



EH32 Crochet Designs Elizabeth Hiddleston \$10.00



D256723 Crocheting with Anne Orr \$16.35



LA3225 Complete Guide to Thread Crochet \$20.60



875549 Thread Fashions for the Home \$17.30



**Magazine Sets**



**MAGCROMHLYSETF** Set of 6 Magazines \$45.00 \* **Heavy**



**MAGMAGICSET2004** Set of 6 Magic Crochet 2004 \$55.00 \*\* **Very Heavy**



**MAGDECORSET2002** Set of 6 Décor Crochet 2002 \$50.00 \*\* **Very Heavy**



**MAGCROMHLYSETD** Set of 6 \$45.00 \*\* **Very Heavy**

The Crochet magazines listed above are old publications, some up to 30 years old. Some are the last available copies from the publisher, so do not miss these. They have been in a warehouse for a long time so may be not in "new" tip top condition. **They are not second-hand, but aged.**

Individual magazines are also available:

**MAGMAGIC** Magic Crochet \$11.00 each

**MAGCROMHLY** Crochet Monthly \$9.00 each

**MAGDECOR** Decorative Crochet \$10.00 each



**HOOKSETCHANGE** Boye interchangeable hookset \$42.92



**HOOKGOLD** Gold tipped hooks, sizes— 0.40mm, 0.50, 0.60, 0.75, 1.00, 1.25, 1.50, 1.75 \$9.50 each




**HOOKSETCVARST8** Steel Clover hook set, sizes 0.50mm, 0.60, 0.75, 0.90, 1.00, 1.25, 1.50, 1.75 \$72.00 Available individually for \$11.50 each



**HOOKSTEEL** Boye Steel Hooks, sizes 0.75mm to 3.50mm \$4.05 each



**ACCLIZHOLDER** Thread & Holder \$16.50 various colours



**ACCCHARTMARK** Chart Marker Set \$25.20






**872894 Heirloom Doilies**  
**\$10.50 (Knitted)**



**FA0463 Knitted Lace**  
**\$37.95 \*\* Very Heavy**



**FA1086 Knitted Lace in White**  
**\$39.75 \* Heavy**



**D22905X Modern  
Lace Knitting \$31.95**  
**\* Heavy**