



Crochet Extra

138th Edition - November - 2017

October has been a month of reorganising in the shop. Those who have visited have seen the new shelves and how we have reorganised the yarn - making way for the new cotton. We have had to reorganise some more this last week as 10 more colours in the whirl arrived. Unfortunately the new cotton is not yet here, but I am expecting it to arrive in November - in time to stock up for the Christmas break.



Our new cotton coming is Scheepjes Catona. The Catona is stated to be a 4ply however it makes up similar to an 8ply (DK weight). It has a lovely soft finish similar to almina (only thicker) and has over 100 colours in the range.



We are also getting the Scheepjes Catona Denim - with a subtle variegation similar in look to the Scheepjes Sunkissed - and Scheepjes Stonewash with a whitewash look.

I've also got some new looms/tools arriving for making cords - perfect for bags, backpacks, etc. These include the lucet and kumihimo discs. These also make great gifts for Christmas as the cords can be used for bracelets, curtains and other decorations.



Our workshop with Mel turning a large granny square into a shrug went well, and interest was expressed in making a boho bag - again based on granny squares, and learning to make half motifs. Hence our November workshop will be making this bag. Any yarn can be used, so a great way to use up your stash.



This month we have our inaugural crochet retreat and I look forward to seeing many of you for that. We will be planning another for 2019, and if you have any suggestions or ideas that will make it inviting for you, please let us know.

Happy crocheting.

Lynda

Crochet Australia,
PO Box 285
Yandina Qld 4561.

(07) 5472 8586.



Dolls and Toys (amigurumi)

My son is older now and spends almost all of his free time with electronic games. When I visited my young nieces who were enthusiastically playing with their dolls, it reminded me how enjoyable it can be to watch them use their imagination and be creative with their dolls and other small/handmade toys - all very important in a child's development.



The types of dolls available is in a constant state of change and unfortunately the variety has depleted over time. However we still have a selection of dolls available, and a large range of pattern books from formal wear to casual, to beach outfits and jewellery for dolls. A range of outfits for a little ones favourite doll is a great gift to stimulate imagination. Teaching little ones to make outfits for their dolls is also a great way of getting them interested in crochet, knitting or sewing. I remember myself making many outfits for my dolls when I was young.

We can no longer get the pillow dolls, but the angel dolls or fashion dolls can be turned into pillow dolls by removing the legs. We also no longer have the 18" Springfield dolls, but still have a range of shoes and patterns for these and other similar sized dolls.

Making dolls' clothes is versatile and a great way of using of scraps. Any yarn can be used - from threads to 4 ply, 8 ply or even bulky yarns - cotton or acrylic.

You could also make the dolls yourself or other toys - smaller toys also referred to as amigurumi. The possibilities are endless - and using cotton here makes for some longer lasting toys. Always use a smaller hook when making your own toys/dolls to create a tighter fabric to hold the stuffing. Refer to our tips issued in [November 2015](#) to help get the perfect made toy.



See our selection of dolls, accessories and patterns available in the next pages. They make lovely unique gifts for the little ones in your family, or for charity gift giving. Or try this pattern for a crocheted [moses basket](#) for a doll.



Email: info@crochetaustralia.com.au

Website: www.crochetaustralia.com.au

Facebook: www.facebook.com/crochetaustralia

ABN: 31 595 069 229



Tip of the Month

Determining the Meterage of Remaining Yarn



You've just found a pattern you like, have gone through your stash and found the perfect left over yarn - but do you have enough? How do you know how much you have? In this tip we'll discuss how to work out the meterage in left over balls.

Hopefully you've kept the yarn label to tell you the original weight and meterage of the full ball. If you haven't, you can almost always find out this information on the following websites: Ravelry or YarnSub.

Now weigh the remaining yarn. Do you remember doing algebra at school? This is what we use here - apply the following formula to work out the remaining meterage.

$$\frac{\text{Weight of the leftover yarn} \times \text{Original meterage in the ball}}{\text{Original weight of the ball}}$$

For example. I have some 4 ply natura left over and it weighs 15g. A full ball of natura weighs 50gm and has 155m on it. Meterage left is 46.5m.

$$\frac{15 \times 155}{50}$$

Some balls have a solid centre or cone around which the yarn is wound. For example clever country is wound around a cardboard centre. When weighing your left over yarn, you will need to estimate the weight of this centre as this hasn't been included in the original weight of the yarn. If you have some full balls, weigh these to see how much over the yarn weight the ball actually is to get an estimate of the weight of the centre and then deduct this when you weigh your partial ball.

What do you do if you don't know what the yarn is and can't find the original weight and meterage? A little more work is required. The best way I have found is to make a sample swatch with basic stitches - say 10cm x 10cm. Weigh the swatch and then pull the swatch undone and measure the meterage used. Divide the meterage by the grams to calculate meters per gram - then weigh the whole amount of the remaining yarn and multiply this by the meter per gram.

For example I found some alpaca wool I had purchased many years ago and didn't know what it was. I crocheted up a 10x10cm square which weighed 10g. I then pulled the square undone and worked out I had used 30m of yarn. This gave me a meterage of 3m per gram. (30/10). I then weighed the whole of the alpaca I had left - 35g. This meant I had 105m of this yarn. This method is also good when yarn is given to you, picked up from opshops, or when reclaimed from frogging a project or recycling.




Book of the Month



876526 \$13.00 20th Century Fashion Doll Collection
USUALLY \$15.95

Designs by Holly Fields - Crochet these 9 gorgeous fashion doll outfits representing 9 decades of the twentieth century. Worked in size 10 crochet cotton, these detailed costumes bring yesterday alive. Made to fit 11 1/2" fashion dolls. Instructions and colour photos are included. 32 pages.
US terminology



Look What We Found



**DOLLITTY5 \$16.20 each,
5" Itty Bitty Doll**



879516 \$13.70 Itty Bitty Babies




**871104 \$13.70 Itty Bitty Dress-up
Fashions**



**ASN1260 \$12.50 Orchard
Urchins**



**121056 Itty Bitty Knitties
\$15.00**



**951704Z \$10.00
Impkin Nativity**



**DOLLAIRFRESH \$6.40 each
Air Fresh Doll 6.5" tall**



**878549 \$35.70 Fashion Doll
Collection Bk3, for 11 1/2" Dolls**

***Heavy**



**875563 \$30.70 Fashion Doll
Collection Bk2 for 11 1/2"
Dolls * Heavy**



**DOLLANGEL \$15.50 each,
Angel Doll 13"**



**871121 \$13.50 Dolly & Me
Accessories & Toys for 13"**



**871210 \$13.70 Crochet
your own Dolls Access, 13"**



**DOLLTEENPICK
\$6.50 each 7"
Half Teen Doll on
Spike**



**AWCF4 \$10.00 Doll
Wardrobe Vol 4
14.5-16"**



SP8513 \$27.95 Dress Up your Dolls 18" **** Very Heavy**



871395 \$17.95 On-the-go Fashions for 18"



151050 \$21.25 Sew Trendy Fashions & Access for 18"



151038 \$22.95 Love to Dress for Work & Play— Sew for 18"



151025 \$21.25 Love to Dress up 18" Doll Clothes—sew



AWCF5 \$10.00 Matching Outfits for Girls & Doll V5-18" Doll



885164 \$8.95 Go Team Go for 18"



ASN1348 \$28.70 Knits for Girls & Dolls 18"



121038 \$16.70 Fun-to-Knit Dolls Clothes for 18"



SP5093 \$21.95 Babes in Wool 19.5- 23.5 ****Very Heavy**

Selection of shoes for 18" Dolls - clearance price \$6.00 each.



See The 'Specials' page; BUY any 18" Doll pattern book and receive a pair of doll shoes



DOLLFASH14 \$12.50 each, 14" fashion Doll



CS2415 \$7.35 Crochet Collector Doll # 4



871419Z \$10.00 Promenade Ensemble - 11.5" Fashion Doll



871019Z \$10.00 Masquerade Ball Ensemble - 11.5" fashion doll



981004Z \$10.00 Crystal Bride for 11.5" Fashion doll



871319Z \$10.00 Beautiful Bride for 11.5" fashion doll



8702201Z \$10.00 Spring Garden Bride for 11.5" fashion doll
 981025Z \$10.00 Sweet Dream Bride Doll for 11.5" Fashion Doll
 962510Z \$10.00 Eliza's Sunday Promenade—11.5" fashion doll
 972514Z \$10.00 Jacqueline of




972511Z \$10.00 Eleanora of Spain - 11.5" fashion doll



870617Z \$10.00 Socialite Ballgown— 11.5" fashion doll



SP8850 \$32.95 Knitted Doll Designer Wardrobe ****Very Heavy**



D246396 \$14.95 Crocheting Teddy Bears



SP8360 \$21.95 Knitted Fairies cherish & charm **** Very Heavy**



SP487561 \$19.95 Little Bears to Knit & Crochet **** Very Heavy**



SP4829 \$11.95 Knitted Bears (20 to Make)



SP6335 \$11.95 Crocheted Bears (20 to Make)




885252 \$12.50 Happy Hippo Family



961708Z \$10.00 Boo Babies



885209 \$21.50 Into the Jungle



LA3130 \$9.50 Crocheted Sock Monkeys (crochet)



874314 \$10.95 Purr-Sonality Cats (crochet)



A4233 \$30.50 Huggable Crochet **** Very Heavy**



871428 \$23.50 Amamani Puzzle Balls (crochet) * Heavy




871434 \$19.50 Play-time Stackers (crochet)




DCT3087 \$42.50 Edward's Menagerie (crochet) ** Very Heavy



LA75429 \$11.85 Farm Animals (crochet)



BK31 Favourite Knitted Outfits for Dolls and Premies \$13.50



BK24 Crocheted Outfits for Dolls and Prem Babies \$13.50

Jean Greenhow's Knitted Dolls



JG3129 Topsy-Turnabout Doll \$9.95




JG3020 Little Gift Dolls \$12.95

We also have Individual Doll Patterns by various designers—see them all [here](#) . A selection appears below

Gourmet Crochet Patterns at \$10.00 each.



Craft Mood Patterns at \$5.00 each—10", 8" and 7.5" dolls



Antonia Steinbrenner Patterns at \$10.00 each—12", 6" and fashion dolls



Maggie's Crochet Patterns at \$11.75 each—4.5" and 18" dolls



Visiting hours:

Mon, Tues, Thurs, Fri: 9am—3.00pm
Sat: 1st Saturday of each month 9am—12pm
Wed: Group visits (6 or more) by appointment

Workshops: Tuesdays 9.30am—11.30am bookings recommended

Order three

ways (See front page for contact details):

Secure shopping cart, phone or mail.

We ship Monday, Tuesday, Thursday and Friday. We endeavour to ship all orders received before 12pm on these days, and orders received after this are shipped on