



Crochet Extra

145th Edition- July—2018

We are now half way through 2018, and on the downward track to Christmas. Already the Christmas patterns are beginning to emerge—and I'm sure we'll have more before the end of the year.

As you read this, I will be finishing my first weeks' holiday in Ireland and getting ready to head to Poland. While it is summer here, the Irish 'summer' was very short and apparently finished before I arrived! Weatherwise I feel like I'm still at home. Just as well I packed my scarves and gloves—which many of you are also wearing. Poland will be warmer so I'm looking forward to that.

Before I went away the Sunshine Coast Agricultural Show took place. I enjoyed seeing how well many of my local customers did in the crochet and knitting section. Well done! I myself entered a few items, and received a first for my mochila purse. I have heard a number of you have done well at your local show—we'd love to hear how you went and see photos of your projects you submitted. And for any yet to have your show—good luck.

Once again we are holding a Crochet Retreat here on the Sunshine Coast—8-9 September. Our theme is 'It's in the Bag' - all projects being a bag. We'd love to see you there. And of course the Crochet Retreat at Sea with Cruise Express is in October.

We will not be having any workshops or lessons during July. They will begin again the first week of August.

Until next time.

Lynda

Crochet Australia,
PO Box 285
Yandina Qld 4561.
(07) 5472 8586.



Winter essential accessories - Socks, gloves, scarves and beanies

Essential winter accessories in many parts of this country are warm socks, gloves, scarves and beanies. Even here on the Sunshine Coast, they are part of my morning wear until the sun burns off the cool night air. They can also make great fashion statements and complement your outfits.

Making these items can be very rewarding. They are small projects and can be finished fairly quickly. They make great gifts and items for donating to charity. They are projects that are easily transportable and so make the perfect travelling project.

The range of yarns available to make these items is endless. Acrylic is probably the more versatile yarn for beanies and scarves. Using wool gives extra warmth while cotton can be used for beanies and scarves to give a lighter layer and be worn through the spring/autumn months. You can have fine and delicate items using the thinner yarns, or cozy and thick items with the thicker chunkier yarns. Better yet, you can have them in whatever colour combination you like.

Beanies and scarves in particular can be a great way of using up leftover balls of yarn, to create something truly unique. There are many pattern books featuring beanies, scarves, gloves and socks, that also include handy how-to guides for perfecting your items and allowing you to adjust the sizing so they fit perfectly. Interest can be added to any of these items by adding textured stitches.

Check out the resources, yarn and tools available in the next section. Or try this free pattern for a [curly wurly scarf](#) – learn a new technique while creating a scarf with a difference. This is done in 2ply—Delight Mohair will give a similar look. But it will look equally nice in a 4ply wool or cotton.



Email: info@crochetaustralia.com.au
Website: www.crochetaustralia.com.au
Facebook: www.facebook.com/crochetaustralia
ABN: 31 595 069 229



Tip of the Month— Yarn over, yarn under, does it really matter?



I was taught by mother to crochet at a very young age, so I was very surprised to find out recently that she does her yarn wraps differently to me when making her stitches—she does ‘yarn under’ (YU) while I ‘yarn over’ (YO). As I have been completing my teaching certificate I have come to understand the difference between these methods and researched the effects. There are some obvious differences and benefits of using ‘yarn under’ instead of ‘yarn over’ in some cases.

Firstly—what is the difference? The yarn over technique is when you place your hook under the yarn and pull the yarn over the hook from back to front, while with the yarn under technique you place your hook over the yarn and pull the yarn up from front to back.



The finished product can also look different—depending on the stitch

that is being used. An obvious difference arises when using the double crochet stitch and Tunisian. When using the yarn under method the stitches have a slight slant/twist compared to the yarn over method, and the stitches are less definitive. I also find that the stitches are smaller so the tension is different.



are less definitive. I also find that the stitches are smaller so the tension is different.

While the yarn over method is considered more correct, there are two situations where the yarn under method can be more beneficial. The first of these is in amigurumi. Working in the round the yarn under method actually creates a flatter circle. The twist that appears in the yarn under stitch also fills the gaps between stitches so creates a tighter finish. This can be seen in the two samples.



Secondly yarn under creates a straighter seam when working in the round. As the stitches are slanted, the join ends up straight.

While yarn over is considered the more ‘technically correct’ and ‘traditional’ way, there really is no right way.




Book of the Month

LA4410 No Adults Allowed \$21.80



By Kay Meadors. Personified. Loves a challenge. Irrepressibly unique. A laugh a minute. Remind you of the captivating kiddos you know? Just imagine them enjoying these 13 crocheted chill-chasers by designer! The sizes for the caps and hats vary, so you’ll find the perfect pattern for each young person, from preemie to active teen. There’s also a blanket for wee ones and a scarf with cloche set for preteens. 13 designs, all crocheted using medium weight yarn and hook size H, I, or J: Baby’s Favorite Blankie, Make Waves Hat, Birthday Cake Cap, Little Guy Preemie Cap, Your Way Scarf and Cloche Set, Festive Hat, L’il Lumberjack Cap, Easy Breezy Hat, Tied Up Topper, Tri Corner Cap, Elf Cap, and Two Tassels, No Hassles Hat.

36 pages US terminology



Look What We Found



LA6189 Hooded Scarves \$16.75



LA2907 Headwear for the Family \$13.35



LA5583 Hooded Scarves to Crochet \$11.95



871527 Happy Hats for Kids \$23.50



LA6236 Baby Hats \$18.50



STB13276 Mommy & Me Crochet Hats \$35.50 **** Very Heavy**



871425 Modish Crochet Hats \$16.95



LA4672 Crochet Hats for Beginners \$19.60



B1208 Crochet Bright \$18.95



ASN1397 Stylish Hat & Scarf Sets \$13.35



SP7073 Knitted Beanies 20 to Make \$12.95



SP0009 Crocheted Beanies 20 to Make \$15.50



LA75431 Hats & Scarves \$8.95



LA75477 Celebrity Slouchy Beanies Bk2 Knit \$10.50



LA75449 Hats & More (Knit) \$8.95



LA75358 Celebrity Slouchy Beanies Crochet \$6.50



LA4484 Big Book of Knit Hats & Scarves \$27.90 * Heavy



ASN1344 Quick-To-Knit Baby Hats & Socks \$12.95



NB2864 Fantastical Hats & Beanies (Knit) \$19.95 ** Very Heavy



IW30975 Easy Knitted Hats \$22.95



LA6721 Hats & Scarves for Kids \$24.50 (Knit)




LA6192 Knit Hats for Babies \$15.95



121075 More Than a Dozen Hats & Beanies \$14.95 (Knit)



ASN1350 Scarves with Attitude \$16.30



LA3906 Simply Scarves & Belts \$15.30




LA75378 Fun to Wear Tube Scarves \$9.30



LA5948 Skinny Scarves \$14.50 (knit)



LA5779 Simple Scarves made with the Knook \$14.95



877502 8 Hour Fashion Scarves \$14.20



843451 Toasty Tootsies \$12.95



873553 Stocking Feet \$14.30



876535 Fun-to-wear Crochet Socks \$17.25



ASN1308 Learn to Crochet Socks \$15.95



LA5567 Learn to Crochet Socks for the Family \$25.50
* Heavy




871510 new Methods for Crochet Socks \$22.95



871035 Beautiful Baby Shoes \$12.95



LA75343 Socks to Go \$6.50 (Knit)




LA75019 Knit-Crochet Baby Booties \$6.50



LAPAT500861 Next Step Four Socks & Slippers \$9.50



124027 Tops & Toes (Knit) \$35.70 ** Very Heavy



A7950 Sockupied \$35.50
** Very Heavy (Knit)



ASN1317 Knit a Dozen Baby Socks \$13.35



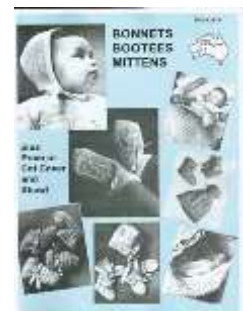
873692 The Ultimate Book of Knit Socks \$14.30



121028 How To Knit Socks, 3 Methods \$22.50



ASN1273 learn to Knit Socks \$13.35



PARC101R Bonnets, Booties, Mittens \$11.20



ICM003 Complete Guide to Crochet V2 \$26.50



PARC148R Crochet Gloves \$11.50



PARC113R Crochet Gloves Bk1 \$11.20



PARK312R Charming Knitted Gloves Bk1 \$11.50



PARK78R Bakers Dozen Knitted Gloves Bk4 \$11.20



PARK63R More Pairs of Knitted Gloves Bk3 \$11.20



PARK51R A Handful of Knitted Gloves Bk2 \$11.20



ASN1456 Hat, Scarves & Mittens \$15.95 Crochet



LA3522 Easy Accessories \$16.00



ASN1284 Crochet Hats, Mittens & Scarves \$14.95



NUMBER530140 Accessory Crazy \$7.50



B1211 Knit Bright Scarves, Hats & More \$18.95

Visiting hours:

Mon, Tues, Thurs, Fri: 9am—3.00pm
 Sat: 1st Saturday of each month 9am—12pm
 Wed: Group visits (6 or more) by appointment

Workshops: Tuesdays 9.30am—11.30am bookings recommended

1563 Yandina-Coolum Road, Yandina

Order three ways (See front page for contact details):

Secure shopping cart, phone or mail.


We ship Monday, Tuesday, Thursday and Friday. We endeavour to ship all orders received before 12pm on these days, and orders received after this are shipped on the next day we ship.



ACCPOCKETKNIT Pocket Knitter \$21.50



HOOKSETKNOOK The Knook Beginners Set \$21.50



ACCKNITSET500 Liteflex Knit Set \$5.80



KNITCIRLITESML Circular Knitting Small Sizes \$9.95



Pom Pom Makers

ACCPOMCVXS—Extra Small \$8.60

ACCPOMCVLGE— 65 and 85cm \$15.50

ACCPOMCVXLGE— Extra Large \$19.10



YRN2DEL Naturally Delight Mohair 2ply

\$8.00 a ball (Clearance)



ACCSOCKLOOM Sock Loom \$33.50



871375 Bavarian Crochet on the GO \$16.50

HOOKCROLITE Cro lite hooks Set of 9 \$94.50 or \$11.60 each.

Sizes 2.5mm, 3mm 3.5mm, 4mm, 4.5mm, 5mm, 5.5mm 6mm, 6.5mm.

