



Crochet Extra

146th Edition- August—2018

It has been a busy two weeks since I have returned from my holidays—but it is nice to have returned to the warm spring weather we are having here on the Sunshine Coast. While I



was away I picked up some linen to sample. I am enjoying working with it and seeing the final product. Please let us know if you would like to purchase linen. Or drop in to see how this makes up.

This month we feature our customers masterpieces—of which there are many. Congratulations to all of you who entered into local shows with your projects and won or placed. And congratulations to the winner of this quarters' voucher—Dianne T.

For those entered in EKKA—good luck. Crochet Australia will be there with a demo on Sunday 12th August on the Fine Arts Demonstration Stage.

We have also received the whirlettes—to go along side the whirls—and new tatting books.

And for those of you who like to join CALs, we should have the kits for the Scheepjes 2018 CAL—the Ubuntu Blanket—in store soon. This CAL starts in September on the site—[Look at What I Made.](#)



In our workshop this month we are going to learn the new technique we featured in our June newsletter—the Squared Diamond Granny Throw. Book your spot—Tuesdays 9.30—11.30.



Until next time

Lynda

Crochet Australia,
PO Box 285
Yandina Qld 4561.
(07) 5472 8586.



Theme—Babywear

There has been an increase in the demand for both knitted and crocheted babywear recently, with an increase in pattern books and pattern leaflets, being released.

The beauty with baby items is that they are quick to make and make great projects to take with you when you are out and about.



There are also some great yarns out now suitable for baby wear – many of the cottons are very suitable, as they are soft and being a natural fibre generally don't irritate baby's skin. In our cotton range, the MT Perle 5 and Petra Perle 5 crochet and knit up beautifully with a slight sheen. Natura, Almina, Catona and Camille Batik also make lovely soft draping garments.

Baby yarn is specifically designed with baby's in mind and is extra soft. It is available in wool or acrylic, to cater for the different needs of babies. Our Peter Pan baby yarn is a soft polyamide and comes in 2ply, 3 ply, 4 ply and 8 ply yarns, while the loyal yarn in baby prints being a soft 100% wool suitable for babies.

There is an ongoing demand from many charities for baby items and they like to have both yarns used – but please check with the hospitals or charities as they often have a preference.

You can also make a statement with a beautiful hand-made item for a christening – something that will last and become an heirloom in the family. For that extra special touch, why not try rayon – or add rayon trimming? Or you can add some beautiful decorations to sewn or even bought clothes with hardanger embroidery, tatted, knitted or crocheted adornments.



Find some items to tempt you in our Look what we found section – or try our free pattern in DK yarn to [crochet](#) a baby frock.



Email: info@crochetaustralia.com.au

Website: www.crochetaustralia.com.au

Facebook: www.facebook.com/crochetaustralia

ABN: 31 595 069 229



Tip of the Month— Foundation Chain Row Issues



Have you ever completed a project or a large section of a project only to find that you made a mistake in the very beginning? Or found an old project to find that the beginning rows are torn and need of repair?

I came across a tip by Lillja Bjorn for restoring foundation chain rows using surface stitch, which can be used with double crochet, treble, double treble, although would not work with more lacy stitches.

Click through on this [link](#) to see her full pictorial tutorial.

Another common issue with the foundation chain that I have heard of, is when completing the first row you discover you've miscounted and it is either too long or too short. Rather than pull it all undone and do it again (particularly if it is a long chain), why not try one of these tricks.

1. Not enough chain—Extend the first row using foundation double crochet or foundation treble crochet. This technique will also work on any row where you wish to extend it without having to make a separate chain row. Begin the foundation stitch by inserting your hook through the base of the last stitch made then create the foundation stitch needed. For the foundation double crochet, after pulling up the loop through the last stitch, yarn over and pull through one loop (creating the chain), yarn over and pull through two loops. To begin the next stitch, put your hook back through the 'chain' made in the previous stitch and repeat the above step. If you wish to see a video tutorial of this technique, click [here](#)
2. Not enough chain—Use a separate piece of yarn to chain the additional stitches you need (this can be from the other end of the ball you are using or from another ball for the same project). Take your hook out of the last stitch you did and leave it to come back to. Turn your work upside down so that the foundation chain is on top, and insert your hook through the first chain (or last stitch of the row). Yarn over with the new piece of yarn and make the number of chains you need and finish off. Then go back to your last stitch and continue the stitches needed for your row.
3. Not enough chain — If your beginning tail was long enough. Take your hook out of the last stitch you did and leave it to come back to. Undo the slip knot until it forms a loop that you can use to make more chain and then finish off. Then go back to your last stitch and continue the stitches needed for your row.
4. Too many chain— Undo the slip knot at the beginning of the chain and gently unravel the extra stitches. When you are at the chain that your last stitch is worked into, pull the yarn back through to create a new slip knot.



Book of the Month

871205 Sweet Baby Dresses in crochet \$12.95



by Lisa Naskrent. Now is the time to crochet these 4 beautiful dresses in 8 ply cotton. Sizes are to suit newborn to 2 years. The Stella cable set has a matching hat. Madison has a round yoke/collar and is worked in V-stitch. The matching hat has a brim. Ariel's lacy dress worked in an open fan design has an underskirt and matching headband and Haylin's twirls has square neckline yoke and a beautiful ruffled skirt in a shell design. The outfit is complemented with a matching headband.

24 pages. US terminology

Customers' Corner

Below are some comments and masterpieces submitted by customers over the last quarter.

Send us a photo of your masterpiece (by email or on our facebook page—www.facebook.com/crochetaustralia), telling us which book it came from and which yarn or thread you used, and be in the draw to win a \$25 voucher in November (see conditions on our website). Please also add any tips you've picked up when making them. Congratulations to Dianne T, North Arm for winning this month's voucher.



Chris G, Summerland Point NSW.

Crocheted this broomstick bag with Scheepjes Sunkissed cotton on the inaugural crochet cruise. Pattern by Vicki Moodie CMPATC089

Deborah Z, Kay B, Nancy L—Melbourne Vic artists group

The photos show the jewellery tatted by this group—necklaces were all a feature for their theme—Blue. Used Lizbeth cotton.



Dianne T, North Arm, QLD

Crocheted this shawl in a Whirl—melting macaroons and crocheted this dress in catona—from Jenny King Kids Squared program.



Jill B, Maryborough, QLD

Crocheted this viral shawl blanket with Camille Batik cotton



Jo H, No Fixed Abode


Crocheted this spotting clouds top in our May workshop using a Whirl and sunkissed cotton. She inspired others by wearing it around, who are now also making this.



Julie D, Adare QLD

Has crocheted numerous doilies in cotton ranging from size 60 to 100—using..... She received several firsts and Grand Champion at the Gatton Show. Well done Julie.





Kerrie H, Southport QLD

Loves using the Scheepjes whirls and has made tablecloths, blankets and shawls using these. She also made blankets from catona and sunkissed cottons.



Louise L, Cairns QLD

Crocheted this jacket with catona from Jenny King's Get Squared program, and these mandala doilies from dalia.



Shirley Simmons, Sunshine Coast QLD

Using Scheepjes Stonewash cotton/ acrylic blend made this crochet hook holder during our April workshop



Sandra O, Blaxland NSW

Completed this bobble scarf using Dalia cotton on the March crochet cruise.



Wendy F, Yamba NSW

Crocheted this Stormy Day Shawl using a Whirl on the crochet cruise and received a first in the Grafton Show

Visiting hours:

Mon, Tues, Thurs, Fri: 9am—3.00pm
Sat: 1st Saturday of each month 9am—12pm
Wed: Group visits (6 or more) by appointment

Workshops: Tuesdays 9.30am—11.30am bookings recommended

Order three ways (See front page for contact details):

Secure shopping cart, phone or mail.
We ship Monday, Tuesday, Thursday and Friday. We endeavour to ship all orders received before 12pm on these days, and orders received after this are shipped on the next day we ship.



Sue P, Caloundra QLD

Knitted the Read between the Lines shawl SY19 using 2 balls of whirl

Julie R, Toowoomba QLD

Hi...quick note to say my order arrived. Absolutely love the product feel and colours. (Catona and Catona Denim cotton) Thank you also for the free gift pattern. Your wonderful service really is gift enough....but I do love the pattern. Thank you
♥

Josephine M, Fingal Victoria

Hi,

Just want to thank you for my order which I received today. I appreciate your prompt attention.

Pat W, Mussellbrook NSW

Dear Lynda,

I received my parcel promptly and I thank you. I love the items that you sent.

I certainly will be buying through your shop again.

Pip S, Wadwell NSW

Thanks so much for my order, my daughters had a great time looking and deciding what they want me to use to make them something. My oldest loved the kids kit.



Chris G, Summerland Point, NSW

Crocheted this hoodie for her grandson using dazzle acrylic.

Alex S, Bungalow QLD

Package received! Fantastically fast shipping, not to mention beautiful yarn. Will definitely be using you again. Many thanks (Scheepjes Whirl)

Delma N, Banyo QLD

Crocheted this Cosmic CAL using Scheepjes Catona cotton



Lynda T, Yandina QLD

Crocheted this cutie pie vest—a jenny king pattern—using catona denim 100% cotton



Look What We Found



LA4976 Lovely Layettes (Knit) \$15.30



ASN1317 Knit a Dozen Baby Socks \$13.35



LA6645 Animal Lovies \$20.75 (Knit)



BK26 Knitted Outfits for Dolls & Premies \$13.50



TW397 Beautiful Babies \$17.20



B1276 Cozy Toes for Baby \$29.50



874050 Precious Baby Booties \$12.30



SP6410 Knitted Baby Booties 20 to Make \$10.95




SP4076 Crocheted Baby Shoes 20 to Make \$14.50



877509 Adorable Baby Clothes \$17.75



ASN1449 Sunny Day Dresses (Baby-Toddler) \$12.95



BK19 Crochet Matinee Jackets \$13.50



LA75060 Pink & Blue for Baby \$8.30



871605 Baby Shower Gifts \$18.50




LA5802 Crochet in a Day for Baby \$28.95
**** Very Heavy**



871385 Beautiful Baby Boutique 2, \$18.50



878530 It's a Little Baby Girl Thing \$15.95



PARK66 Cuddle Cardigans (ED2) \$10.75 (knit)



879549 B is for Baby \$26.70 * Heavy



871391 Cable Cocoons & Hats \$16.25




PARC156R Crocheting for my Baby \$11.20




PARK303R Knitted Newborn Essentials \$11.20



PARK202R Baby Knitting & Crochet Book \$11.20



BK24 Cro Outfits for Dolls & Prens \$13.50



BK27 More Knitted Outfits for Dolls & Premies \$13.50



BK34 Crocheted Baby Shawls \$13.50



LA 6544 Christening Sets \$12.50 crochet



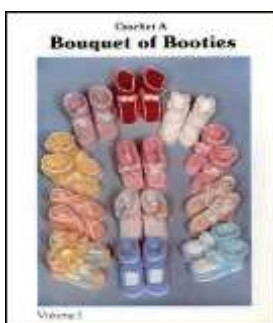
PP290 Crochet Double Knitting \$21.95



LA3363 Tender Touch Layettes \$18.70



LAFVOL8 Array of Layettes for Boys \$12.50



LAFVOL1 Bouquet of Booties \$12.50



LAVFVOL7 Baby's Treasure Chest \$12.50



HHT489 Toys for Tatting
\$43.10



ICM002 Crochet Projects for Little Ones \$26.50



871523 Precious Cocoons
\$19.40

	White		Sky Blue
	Bridal White		Cornflower Blue
	Lemon		Royal Blue
			Aqua
			Orchid
			Pale Pink

10mm wide

ACCRIB10 \$1.00 per metre

	White		Sky Blue
	Bridal White		Cornflower Blue
	Pale Lemon		Royal Blue
	Lemon		Aqua
	Peach		Orchid
			Pale Pink

7mm Wide

ACCRIB7 \$0.90 per metre



YRN2PAN \$8.45
YRN3PAN \$7.60

Peter Pan Yarn 2 Ply, 3 Ply 4 ply & 8 ply

Moondust YRN8PANMOON/ YRN4PANMOON \$8.15

Shaded YRN8PANSP/YRN4PANSP \$7.50/\$7.30

Plain YRN8PAN/YRN4PAN \$7.50

Rayon 3ply in:

1 Kilo COTRAY1KG 98.60

50gm COTRAY50 \$12.50



Individual patterns by Vicki Moodie—Crochet and Peter Pan—Knit and Crochet - all \$5 each



CMPATC078



CMPATC073



PP1137



K790



P1184