




Crochet Extra

EDITION 2 - JULY 2005

Hello again! Well what a month in the world of crochet! Time sure flies when your having fun (or packing so many orders you don't have time to realise what fun your missing out on!!) Since the last edition we have had an overwhelming response to our 1st Crochet Extra, and would like to thank everyone for their ongoing support.



The response to "Crochetit" and "On the Double" was tremendous! For those of you who have not tried it yet (plus those who have) we are offering this month a **FREE "how to crochet on the double"** book worth \$12.95 with every purchase of double ended hooks, cable hooks and crochenit hooks over \$20. (See our "Extra Specials" page)

Along with announcement of the winner of our lucky draw and other regular features, there's also plenty of "new stuff" to check out over the page, and don't forget to check out the new specials for July. Hurry specials end 31st July or while stocks last.

On a not so happy note our **Clover Arthritic hooks have been discontinued** by manufactures from size 0.50mm to 2.00mm inclusive. We still have a lot of stock in most sizes, so hope we can supply the needs of you all. If you prefer this style of hook, we suggest you contact us.



Clover has also discontinued their plain sets of hooks. Again we have stock, but if you have been putting off this purchase do not leave it too long. We do accept lay-bys with a 20% deposit.

For all of you on the net, all new products can be viewed through the "What's New" section. We also have regular e-mail updates to let you know when we add new stuff. If you would like to be added to the mailing list visit our website www.crochetaustralia.com.au Don't forget you can order on-line with our secure on-line shopping basket.

Another recent addition to the website is our "Clearance Items" section where we will be offering great specials on discontinued and overstocked items. But be quick because stocks won't last at these prices. If you do not have access to the net feel free to call us and ask about clearance specials.

Your Crochet Extra is now being sent with orders so if you don't order during the month you will miss out on



EXTRA, EXTRA, READ ALL ABOUT IT!!

what's going on, the crochet extra specials & of course what's new! But don't worry if you happen to miss an issue you can request back issues with your next order, just tell us which months you require. Or if you are on our web site simply click on the "Crochet Info" section.



Some mail order customers have been getting confused with our postal charges so we have put the rates on the back of the order form for your convenience. Feel free to call us should you have a query or if you would like a quote for your postage when paying by cheque or money order.

I guess it's time I let everyone get back to crocheting those socks, beanies and blankets for winter!!!
So until next month.....happy crocheting!!



PRODUCT OF THE MONTH CRO-TATTING


Cro-Tatting blends the delicate look of tatting and the ease of crocheting with the use of a single crochet hook. Crocheters can now add delicate tatted rings and picots to their doilies, crosses, bookmarks, kitchen towels, motifs, edges, snow flakes, afghans and more.



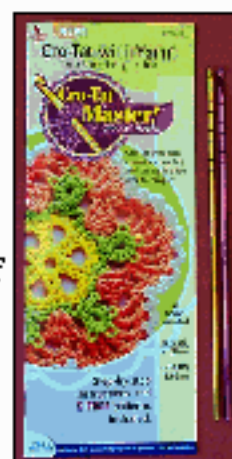
The hook has an extended shaft of uniform thickness from the handle. This shaft holds the thread like a tatting needle. Change between Cro-Tatting and crochet all in the one article using the same hook and still achieve the delicate look of tatting.

All Cro-Tatting books have clear pictures and instructions of this method used.

The Cro-Tat master hook was designed with the wool crocheters in mind. This hook features marks of 1/4" increments on the shaft of the hook to measure your picots as you stitch.



See our Cro-Tatting kits and needles on page 22 of the catalogue and the Cro-Tatting books on pages 111-112 of the catalogue.



Don't forget the Cro-Tatting specials on the "Extra Specials" page!!

CROCHET AUSTRALIA

Postal Address: PO Box 126 WAMURAN QLD 4512
Showroom: 76 Waterside Drive WAMURAN QLD 4512

Phone: 07 5496 6826 **Fax:** 07 5429 8027
Email: info@crochetaustralia.com.au
Website: www.crochetaustralia.com.au
ABN: 46 136 921 238



Once again a big thanks to **THANK YOU** everyone who has contributed to Crocheter's Corner this month.



Remember that Crochet Extra is your newsletter so please write to us or email your views, hints, tips, crocheting experiences and favourite products!! Send us a photo and it may be published in future editions!

Send your letters to:-



Or

CROCHET AUSTRALIA
CROCHETER'S CORNER
PO BOX 126
WAMURAN QLD 4512



email us at info@crochetaustralia.com.au

Customer Comments

"Your catalogue is amazing! Thank you. I'm hooked!! DIANE V - MT ANNAN, NSW



"Thank you so much for the extreme prompt delivery of my order, the very next day! Also a big thank you for posting your catalogue to my Mum in Perth. I spoke to her on the phone and she is thrilled with it. Thanks a heap!" LYNDA H - RUSSELL ISLAND, QLD



"I loved the newsletter. Thank you. I wish I lived closer, though my husband says I should know everything there is to know about crochet and don't really need any more patterns or yarn. So I told him he doesn't need any more fishing rods, reels or hooks either! He agreed we can never have enough for both our hobbies." CHRISTINE S - SLACKS CREEK, QLD



"Fabulous new catalogue, new newsletter and new website - the whole process is now SOOOO much easier - and enticing!!!" BRONWYN M - LANE COVE, NSW



"Just a quick note to say we love receiving your emails and think you are doing a great job!" ALICE L & SHERRIL L - HOME HILL & MACKAY, QLD



Masterpiece of the Month

Masterpiece of the Month goes to FAYE H - GAYNDAH, QLD, who sent us a photo of a tablecloth she crocheted from The Filet Crochet Book (A8235) Faye entered her masterpiece into the Gayndah Show in April and won first prize!



Well done Faye.

Send us a photo of your masterpiece and tell us what book it came from and your masterpiece could feature in the next edition of "Crochet Extra"



"Crochet Challenge"


SHIRLEY M - MARGATE, QLD on the email

writes "I have done a lot of crochet over the years, but tend to



prefer to make clothes, so I am pleased that ponchos are back in fashion. Now I am going to experiment with one for my baby granddaughter who is 18mths old. I will use the 4 Hour Ponchos & Caps pattern and thinner wool."

KIM S - WALLSEND, NSW has sent us her crochet challenge. Kim suggests that you can use cross stitch patterns to create picture crochet. Work using Double Crochet or use Tricot (afghan) stitch to crochet the cross stitch pattern into a plain background. When complete, if needed, outline pattern with backstitch. Completed pictures can be used to personalise baby jumpers or rugs etc, or picture squares can be joined together to create a personalised blanket. With a bit of practice and varying degrees of patience, more colours can be added to achieve more complicated designs.



ROD B - TEMPE, NSW has used our new **Oren Bayan #8 Perle Cotton** in his Japanese Kumihimo Braids. Rod hopes to use the cotton in an upcoming International Braid Swap!

"I finally found a pattern for a rectangle that is crocheted in the round and am making (for me) a knee rug. Square knee rugs don't make sense to me as I want to cover from my waist to my toes and that is a rectangle in anyone's book! The original pattern was for an eight pointed placemat, I just eliminated that extra row that split the corners. I also changed the yarn and the hook. Who needs specific patterns! I also made an extra large granny square for my niece and I used an edge pattern out of a Myart Edge Book to give it a patterned edge. The edge was in 8ply acrylic and was massive, about 20cm wide, but it sure looked nice and it really made the plain old granny square look something special."

PAT P - RUSSEL LEA, NSW



HAPPY HOOKERS COMPETITION

The Crochet Australia Team is proud to announce the 1st winner of our "Happy Hookers Competition" who will receive a \$20 gift voucher.

CONGRATULATIONS

RICKI DEJONG
MOORA WA



Entering the competition couldn't be easier. All you have to do is place an order. All orders will enter the random draw which takes place on the last day of every month. Good Luck!!

When the idea was put forward to create a newsletter to keep our crocheters up-to-date I jumped at the chance to try something new. Well what a challenge, getting it to print was the easy bit. Then they all needed to be folded, envelopes stamped and addressed and posted. I didn't realise how many of you there were out there! So when I left Friday afternoon with a few boxes of newsletters in the boot to fold I thought it would take a few hours tops....who would have thought that I would



spend most of the weekend folding newsletters. On Monday morning when I was exchanging stories with Mum about how our arms and shoulders were aching from folding nearly 2000 newsletters, Dad comes out with "Gee aren't those newsletters a bugger to fold" (bear in mind at this point he had folded only a handful!) "I think we should invest in a folding machine!" he says. So now we had all the newsletters folded ready for posting and a nice shiny and new folding machine with nothing to fold!! It sure does look nice on my desk though!



Right next to all these new books that Mother has been buying! I think that she has a crochet book obsession. Dad & I have imposed a "New Book Ban" as every new book that comes in has a lot of work involved in it. It needs to be barcoded, be entered into the computer system, put into a category, priced, stickered, scanned, have a write up about it, and be posted on the internet. All before it can be sold and I'm sure Mum thinks we can do this at the click of a finger! Hence the "New Book Ban" but as you can see by the "New Arrivals" section she has taken absolutely no notice of us at all!! Us Moodie's can be quite stubborn at times!!



As word of mouth travels about us we are having more and more people come to visit, and not just people either. Just the other day we had a furry, four legged visitor. "Sasha" came with her owner Ilse W from Everton Park QLD, and wasn't she just gorgeous. She though it was just great, her dad took her for a walk around the gardens while her mum went shopping. Life for a dog doesn't get any better than that does it? Just ask my pair of border collies who walk with me in the morning before work and home from the post office with Dad in the afternoon! And if you think dogs can't tell the time....try going to the mail 1/2 hour late!!



Which brings me to the joke of the month.

Q. What's black, white, and green all over?

A. Shadow and Dancer after they have been next door rolling in the cow poo!!



Trust me it smells a lot worse than it looks!! Lucky we don't have scratch and sniff newsletters.....



Well that's it for now.

So until next month, keep warm under those newly crocheted ponchos.

(which I see are now back in fashion!!)

Kim



EXPLANATION OF AMERICAN YARNS

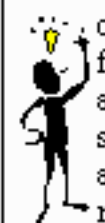
The availability of American crochet patterns provides you with the opportunity to explore your craft by using a greater variety of patterns and techniques than are generally provided by English terminology patterns. We get a lot of inquiries about American yarn sizes, so we have put together the following guidelines.

Threads / Yarns

American threads usually use the same sizing as our own for crochet cotton sizes such as our number 10, 20, 40, etc. shown as No 10 or #10 etc. **Bedsread weight yarn** generally refers to our No 10 crochet cotton but some patterns may use thicker yarn such as No 5 or even our 4 ply cotton, so check hook and tension specified.

Yarn sizes however are generally provided as a weight of yarn such as worsted weight, sports weight, etc. The following provides a very basic guide for determining the yarn to use and should be used in conjunction with any specified hook size and tension.

When using an American pattern that requires worsted weight yarn and you want to use 8ply yarn and a 4.00mm hook, remember the article will probably turn out smaller, so from the tension, add more stitches / rows to achieve the required size.



American Yarn	Sock / Baby / Fingering	Sport / Baby	Light Worsted / DK	Worsted Weight	Bulky / Chunky
Crochet Tension stitches / 10cm	21 - 28	16 - 20	16 - 18	12 - 16	8 - 12
Knit Tension stitches / 10cm	26 - 32	22 - 28	20 - 24	18 - 20	12 - 18
Crochet Hook Size	2.00 - 3.50mm	3.50 - 4.00mm	4.00 - 4.50mm	5.00 - 6.00mm	6.50mm →
Knitting Needle Size	2.00 - 3.25mm	3.50 - 4.00mm	3.75 - 4.50mm	5.00 - 5.50mm	5.50 - 8.00mm
Australian Yarn	3ply - 4ply	5ply - baby 8ply	8ply - Aran	10ply - 12ply	12ply - 16ply + furs, etc

Embroidery Threads

Cotton perle (pearl) embroidery threads, although generally softer and more shiny than crochet cotton, may be used in crochet patterns as follows:- #5 perle is a little thicker than #10 crochet cotton but is suitable for most #10 cotton patterns; #8 perle is about the same as #20 crochet cotton and #12 perle is about the same as #40 crochet cotton.

