



# Crochet Extra

19<sup>th</sup> EDITION - FEBRUARY 2007.

**W**elcome to the February 2007 newsletter!!

We hope you had a relaxing Christmas and New Year. Here at Crochet Australia we were hoping for a quiet January so we could catch up, however it has been quite busy so there must be lots of crocheting getting done out there! We also had a few visitors from afar this month, Wallsend in NSW, Boronia in Vic and Kingaroy in Qld. Not to mention the bucket loads of mail that left to destinations all over Australia and across the world!

There has been lots of new stuff come in since our last newsletter.

For the hardanger people that have been patiently waiting... the **Coloured Lugana** and **Coloured Hardanger** has just arrived from Denmark. Contact Vicki for more details.

We have seen **Tea Towels** come through the door by the box full, our first shipment sold out as quick as we could pack them, but never fear the second shipment has arrived and they are now available in plain as well as printed designs.



Due to suppliers no longer being able to supply spoked linen in many designs we have been able to secure a supply of **traced linen** that has *not* been spoked, we have also included the stranded cottons to boot and will be selling them as kits at **never to be repeated prices**, so don't miss out.



As we have found it increasingly difficult to source traced linen tablecloths, arriving soon will be **Royal Paris tablecloth kits with threads**, so keep an eye out for them!

Also just released, **4 new crochet kits**, so those of you who have been searching for circular baby shawls - look no further!

Ray's also been busy in the publishing department and we are proud to announce the launch of the **Paragon Heritage**



**Series.** The Heritage Series books are an unabridged version of the original Paragon series and have been reproduced using the latest laser scanning and digital printing technology. So far 2 books from the series have been released with many more to follow.

*So until next month.....*

*happy crocheting!!*

## CROCHET AUSTRALIA

Postal Address:

PO Box 126

WAMURAN QLD 4512

Showroom:

76 Waterside Drive

WAMURAN QLD 4512

Phone: 07 5496 6826 Fax: 07 5429 8027

Email [info@crochetaustralia.com.au](mailto:info@crochetaustralia.com.au)

Website: [www.crochetaustralia.com.au](http://www.crochetaustralia.com.au)

ABN: 46 136 921 238

## PRODUCT OF THE MONTH



## FILET & SYMBOL CROCHET BOOKS

A few years ago many of you asked us for more crochet patterns done with diagrams instead of words. Firstly we found a few of the Japanese Nihon / Ondori books that were still in print. Then we imported some back issues of Crochet Monthly from France. However to our surprise the best symbol/diagram books that we found were from Spain.

We have a series of over 125 books from Spain. (30 - 70 pages in each book) All the books use international symbols and graphs (charted) and we supply an information sheet in Aussie Terminology for all the symbols used. Because all these books use international symbols, language is no barrier. The hook size gives us a clue to the cotton size and the article size is given in centimetres.



These MYM books cover a wide range of subjects from picture filet, doilies, runners, curtains, tablecloths, edges, baby bibs, bonnets and more. Priced between \$10.95 - \$13.95. If you are a lover of symbol / filet crochet then these are for you. These books were featured in the 2005 catalogue under the heading MYM Books Filet / Symbol Crochet, or they can be viewed on our website. Paper print outs are available please enquire.



These Spanish MYM books are just brilliant. If you would like a free sample motif pattern, just ask for one with your next order.

### TRIAL OFFER

**For the month of February buy one of these Spanish MYM books as a trial and if you are not happy with your purchase, we will refund the price of the book.\***

For those of you who have already experienced this Spanish book sensation you will know how great these books are. So be sure to check out the Spanish Book special as we have some FREE thread to give away with these books. We have a limited supply of these books as our supplier is no longer bringing them into the country, get in now so you don't miss out.



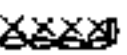





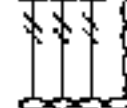

Lay-bys are welcome for purchases of 12 books or more.

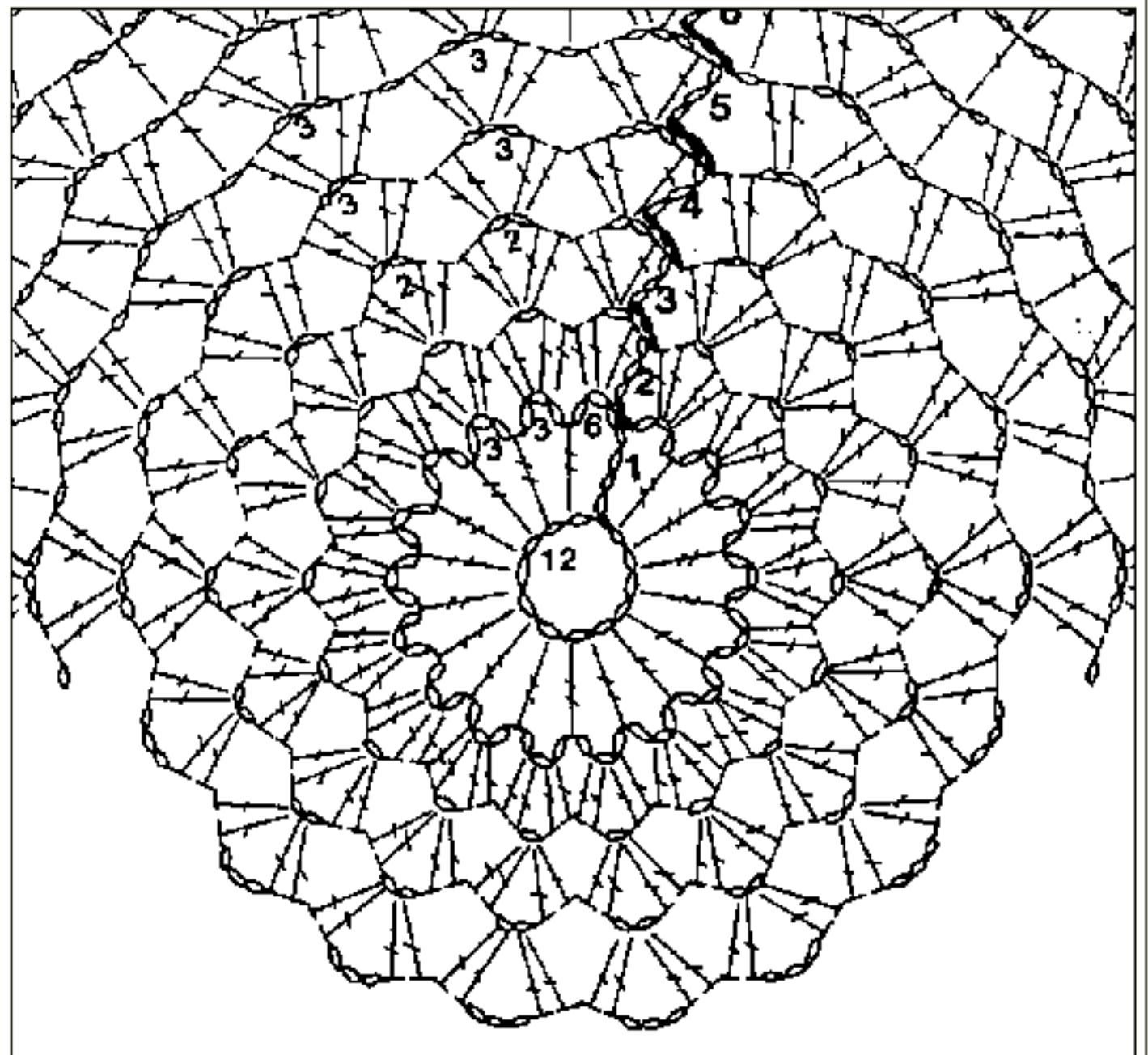
*\*Book must be returned in good and saleable condition within 2 weeks of original purchase date, postage is non-refundable. This offer is not available in conjunction with any other offer or special.*

# Explanation of symbol crochet

Symbol crochet overcomes the language barrier between countries and allows access to a much wider range of patterns than just English language crochet instructions. In symbol crochet, each stitch is represented by a little picture or symbol and when these symbols are arranged as a diagram they form a rough picture of the finished article showing how it is made.

Symbol crochet diagrams (or instructions) generally provide all the information required to complete the article, such as the number of chain to start, where to slip stitch to join, the round/row number and explains any special stitches. Many of these patterns provide written instruction for the first few rounds/rows to get you started.

ch		chain
dc		double crochet
		1ch st = 1dc in height
htr		half treble
		2ch sts = 1htr in height
tr		treble
		3ch sts = 1tr in height
dtr		double treble
		4ch sts = 1dtr in height
sl st		slip stitch



We have an American crochet book ASN1242, Learn to Symbol Crochet in Just One Day, that provides illustrated step by step instructions on how to crochet using symbols. It also provides written instructions in support of the symbol diagrams to enable completion of 5 doilies using No 10 crochet cotton.



*The Spanish MYM books are just brilliant.  
If you would like a free sample motif pattern,  
just ask for one with your next order.*

## CROCHET AUSTRALIA

Postal Address: PO Box 126 WAMURAN QLD 4512  
Showroom: 76 Waterside Drive WAMURAN QLD 4512


Phone: 07 5496 6826 Fax: 07 5429 8027  
Email [info@crochetaustralia.com.au](mailto:info@crochetaustralia.com.au)  
Website: [www.crochetaustralia.com.au](http://www.crochetaustralia.com.au)  
ABN: 46 136 921 238







"What a great service you offer! Found you quite by chance - did a simple Google search for the yarn and your company was top of the results list! Living in country SA, it is always convenient to be able to purchase these sorts of things online - at a reasonable price too!" **TESSA K - PORT PIRIE, SA**



"I found you via a Yahoo search, I was very pleased to be able to find what I wanted in Queensland and not USA. Thank you for providing me with the opportunity to buy locally." **MARGARET M—HELENSVALE, QLD**

"Thought I would let you know that I have received the crochet cotton today and to thank you very much for your fast, efficient and friendly service." **FRANCES K - TWO ROCKS, WA**

"Thank you for being so prompt. I received the order in 3 days, can't wait to try some of the patterns. Thanks for the extra bits and pieces." **MAUREEN B - NORLANE, VIC**

## Customer Comments

"Thank you for sending my order. The books are beautiful, the only problem is that I will need to live another hundred years to crochet all the lovely stuff!" **RITA C - WETHERILL PARK, NSW**




"Just to say, thank you for the order I received yesterday - you provide a very useful and efficient service, which also works out cheaper than buying in the UK, even after adding international postage!"

**DAVID W - WARRINGTON (UNITED KINGDOM)**

"I received my order this morning, and was (as usual) very happy with it, also thank you for the little extras. You certainly have the 'knack' to keep your customers happy with the terrific service."

**DANIELLE G - BLACKTOWN, NSW**

"The tea towels are great! Appreciate your good choice." **LORNA B - MARYBOROUGH, QLD**




## Masterpieces of the Month

Send us a photo of your masterpiece and tell us what book it came from and your masterpiece could feature in the next edition of "Crochet Extra"




Hi all at Crochet Australia, I mentioned to you some time ago that I was making a mohair queen size blanket. Well I finally finished it, and thought you might like to see it. It's taken me two winters but it's finally done. The yarn is NZ mohair.

**TERE A - TERREY HILLS, NSW**



**EDNA M - KALLANGUR, QLD** has taken an old pattern and changed the colour combination to create this eye-catching rug.



**ANN R - CABOOLTURE, QLD** used our **#10 Maxi** and an Australian Crochet Mag to make this doily. Ann changed the pattern slightly to make the doily smaller.

Here is a picture of the ballerina I made from the **GC20106 Happy Holidays Amigurumi** book. She was fun to make and well received by Hannah (my Granddaughter). **MAUREEN L - EVERTON HILLS, QLD**



**GRACE C - DECEPTION BAY, QLD** has ingeniously created this Christening dress using **3ply Peter Pan** baby yarn, **Royal Rayon** and a **Daisy Wheel**. Grace brought it with her to show us last time she came to visit. What a clever idea!



**BRENDA F - BALD HILLS, QLD** from our crochet group recently finished crocheting this tartan rug. Brenda tells us this is a "**Smith Tartan**" and that she got the pattern from a Women's Weekly Tartan Book.



**TESS T - ELIMBAH, QLD** from our crochet group has been quite the busy beaver lately. These are her latest embroidery works. Traced linen design **DMC #1004 The Rose Garden** using **DMC stranded cottons**



and this cute teddy bear pillow displays her Candlewicking talents with an adapted design from **Jean Jeanson's Candlewicking book Vol 7**.



Save 10% on DMC Stranded Cottons when you purchase any piece of traced linen.



## HAPPY HOOKERS COMPETITION



## THE INSIDE STORY



The Crochet Australia Team is proud to announce the winner of our "Happy Hookers Competition" who will receive a \$20 gift voucher. This is the winner from the Dec 2006 period.

CONGRATULATIONS  
KATHRYN L -  
HOWDEN, TAS



Entering the competition couldn't be easier. All you have to do is place an order. All orders will enter the random draw which takes place on the last day of every month. Good Luck!!

There's nothing like a deadline to get you into action is there! Just like the newsletter I have left painting our house until the last minute! Our new house settles at the end of Feb and I have to have the current one ready for tenants to rent in just a few short weeks! Ahhhh so every waking moment has been spent with a paintbrush in hand! Even the animals have been helping, the dogs have managed to walk paint paws across the patio and the cat thinks it's amusing to jump on the window sills - while the paint is still wet!! Dad's doing my job while I'm on holidays moving - so may the force be with him!



Kim

