


Crochet Extra

38th EDITION - OCTOBER 2008

Welcome to the newsletter for October 2008.

The Olympics have been and gone, but a lot of you would have found more time for crocheting in front of the telly during this event which brings the nations of the world together. We all know that being a united world is important, but being an Aussie still comes first. Hence the reason we called ourselves CROCHET AUSTRALIA.




Canada, USA and Denmark, hankies from China and Germany, beads from Japan and India, crochet hooks



We were only ever going to stock Australian products or those with Australian content, but to our dismay, crochet goods did not fit into this agenda.




So now we find ourselves looking world wide for crochet cotton from France and Turkey, books from



from Japan and USA, baby yarn from the UK, knitting needles from New Zealand, dolls from China and USA, hardanger fabrics from Germany and Denmark



and bead spinners from USA. All married together with Australian butterfly looms, Toni treasures doll patterns, porcelain dolls made by some very talented



ladies, books by Craft Moods, Paragon, Jenny King, Sally Milner books that cover all forms of crochet including Freeform, and traced linen from Bella and DMC. Together these are just some of the items that form the united products of Crochet Australia.

CROCHET AUSTRALIA

Postal Address:

PO Box 126

WAMURAN QLD 4512

Showroom:

76 Waterside Dr

WAMURAN QLD 4512

Phone: 07 5496 6826 Fax: 07 5429 8027

Email info@crochetaustralia.com.au

Website: www.crochetaustralia.com.au

ABN: 46 136 921 238

WE'RE HOOKED ON CROCHET!



CROCHETER'S CORNER and Masterpieces of the Month



Send us a photo of your masterpiece and tell us what book it came from and your masterpiece could feature in the next edition of "Crochet Extra"

Here are some customer comments and masterpieces for this month!

MGPA906 Abriana Baby Set

Here are the Rose booties, using Cebelia #10 With the US#7 hook, tension was just as it was supposed to be, and they will certainly be big enough - so not really newborn size!



Maureen L Everton Hills QLD

Happy Birthday and well done. Let me tell you I really appreciate getting the emails & the service. One day I still hope to visit so that I can dig through all the crochet books, that is when I get back to Brisbane. Thanks a lot, **Bev. H, Darwin NT**

My nieces love their colourful crochet-hook sets. And the ergonomic crochet hooks are wonderful! My sister and I have found crochet hard going in recent months, as the ageing hands are getting a bit creaky and the cold weather doesn't help. We first bought some of your Clover arthritic-type hooks, and thought they were the best thing ever invented; but now that we have tried your ergonomic set with the timber "bulb" handle, we are completely won over. Bliss! I wish I'd had one years ago! it makes the work much faster as well as comfortable. I can't thank you enough - you have brought crochet back into our lives!



Helen R Sandy Bay TAS

With Australia Post - anything can happen. I can still remember the pattern I ordered from you last year. Remember the postman jammed it into our letter box such that it was stuck up the top. I nearly broke my hand trying to wrench it out. We have since demolished the letter box and got a nice one where we lift the lid.

Leni R Sydney NSW



I'd say 'crochet universe' would be more accurate than 'warehouse' with the amount and variety of stock you carry. The internet makes it easier to find yarn in the UK but it means using several different suppliers; your site brings everything together. **David W UK**

Carol Le M of Biloela QLD recently sent us these pictures of two freeform rugs she made for her granddaughters.



Happy Hookers Competition

The Crochet Australia Team is proud to announce the winner of our "Happy Hookers Competition" who will receive a \$20 gift voucher. This is the winner from the AUGUST 2008 period.



**Congratulations
Shirley S
KINGAROY QLD**



Entering the competition couldn't be easier. All you have to do is place an order. All orders will enter the random draw which takes place on the last day of every month. Good Luck!!




Handy Hints



You know the story, you've packed everything for the trip (including his stuff) you're almost ready to leave, he's in the car broom, broom, hurry up woman! Time to make sure you have ALL your crocheting goodies as well as check the cat is out, the hot water is off, etc, etc. Too late, he's backing out the drive, gotta run!! When travelling, pack up your crochet projects well before you leave then you won't forget either your thread, pattern, hooks or scissors in the rush to get out the door.

Also avoid storing yarn or woolen articles in a bag with a hook and loop (Velcro) fastener as the fastener can attach to the yarn and is difficult to remove without damaging the yarn.

I received my parcel on Monday that was quick work, thanks so much. I am by trade a crocheter, having been taught by my Gran at the age of 8 and encouraged by my mum, a keen crochet lady. However about 12 years ago, when browsing through a shop in Mullumbimby, I found a book on Tunisian Crochet. Crochet the magic word. I simply had to buy that book and once I read it I was hooked, since then I have thoroughly enjoyed the challenges of this art. The biggest problem to come with my new interest was the availability of hooks and different patterns. Thanks Vicki and Co for filling that gap with the necessary tools of trade. I am now striving to pass these skills on to my granddaughters in the hopes that they find as much pleasure from creating articles with these skills as I have had over many years. **Billie K Rochedale QLD**



Ed note: For the uninitiated, Tunisian crochet may be called “tricot crochet”, “Afghan crochet”, “shepherd’s knitting”, “hook knitting” or “railroad knitting”. Tunisian crochet uses a tricot hook which is similar to a standard knitting needle with a hook rather than a point. Each row is made by placing loops on the hook and then working them off again. The work is not turned, so one side of work, usually the front, always faces you.

I do enjoy shopping at your place, and even finish some of the projects; this one is from A Garden of Afghans, LA3238 Crocheters Garden in 8 ply acrylic Dazzle.

Ricki D of Moora WA.




Marie W of Mortdale NSW recently sent us this old charm Dutch doll tea cosy she made from from an old Madame Weigel’s pattern book.

Thanks, Marie, will add her to our teapot collection.

Instead of making a fabric doll we have many plastic dolls that could be used.

I must tell you that since discovering Crochet Australia, I am building a very nice library of pattern books for every occasion. I found your site by sheer good luck and could not believe my eyes. And even more amazingly, you are just a couple of hours drive away from my home. I always get a kick out of the weekly online newsletter, looking to see what pattern books catch my eye and my imagination. Thank you so much for a wonderful website and your personal helpful service. **Mary-Ann I Mt Gravatt QLD**



Here is one of the pics **Colleen K of Frenchville QLD** sent us of bedspreads she has made. This one took her 3 winters to complete - and this is the best bit - she made it for friends!! That’s friendship.

Thank you once again for my order being sent so quickly. The arthritis crochet hook is great can recommend it and will be purchasing more in the future! **Diane C Queanbeyan NSW**



I look forward to receiving all my parcels from you and even though I basically know what is in them it is still exciting. I look forward to receiving your newsletters in the post as well. **Maureen M Heathmont VIC**

The bag clasps were exactly the sort I have been searching for. Your customer service is a credit to the company, shame more business houses didn’t follow one of the basic trading rules, they would probably still be “open for business”. I will certainly be keeping in touch, shame I can’t crochet, I admired all those beautiful projects and was very envious of those clever people who can not only work on the projects but design them as well. **Pam D Crestmead QLD**




Margaret T from Bairnsdale VIC

showed us these lovely coin purses during a recent visit. Margaret used our #8 Pearl thread (Oren Beyan); #11 seed beads on a string and the small purse frames.

Thanks for the gob smackingly fast delivery of my order. Fingers crossed I don’t end up in knots. **Gillian M Frankston VIC.**

Gillian is leaning to tat using our Paragon Learn to Tat book PARC104.



*I love my
Crochet Extra!*




Look what we found!!

This new section in the newsletter will provide a glimpse of some of the new and interesting things we have discovered during the month.



From 879712 Crystal Reflections (\$10.00)

These Christmas decorations are worked in #10 thread and stiffened, add some crystals and beads, and hey presto, beautiful trims for the tree. We have the polysterene bells and fabric stiffener to allow the shaping of the bells, plus a variety of #10 threads in many colours.



From EH47 Designs to Crochet by Elizabeth Hiddleston (\$10.00)

This beautiful tablecloth is worked in #10 thread and is 66 inches (168cm) in diameter. A finer thread would produce a smaller cloth. Create this beautiful and delicate Rose and Butterfly cloth with a gossamer background.



From 876515 Holiday Doorstops and Shelf Sitters (\$10.50)

Just check out these great little shelf sitters for Christmas. Mrs and Mrs Clause never looked so cute. Worked in 8ply yarn but they would look splendid in 4ply cotton. These have a weighted body so they sit upright for the full festive season.



From MAGMAGIC150 Magic Crochet Magazine #150 (\$11.00)

Bruches lace doily approx 24" x 14" (61 x 35cm) made using #30 crochet cotton. This project is not for the faint hearted - but if you want a challenge - what a reward when you are finished!!

