

Crochet Extra

54th Edition - April 2010

Welcome to the April 2010 newsletter. It has been an interesting month here at Cro Aus. I decided it was a good idea to check out the local hospital in the middle of the night, so this month we lost about a week of productive time, and time lost is never found. We have



also had family visitors with children, so there has been a bit of family time as well. I'm told it's all about priorities as we get older. Hence the late newsletter but I eventually put fingers to the keyboard.



The thread from Turkey (mainly the white Almina 4ply) and the other orders from overseas are trickling in. Oh goodie, more new stuff for Ray to put on the internet. We have added more colours to the 4ply Peter Pan baby yarn range and the Leisure Arts order is due in any day. Maybe those people in customs read crochet books too as something seems to slow the process down.

Colour charts of the new #20 Lizbeth and the Peter Pan are now available.

We have had crochet visitors from far and wide including several people from the lace and tatters guilds - always interesting to see their finished projects. I also met a Russian lady who only can be described as a crochet machine. Check out her story in the Crocheter's Corner.

Enjoy the break over Easter. For us it will be a bit of catchup time before the building extensions and the roof raising experience begin. Yes we will be working and living in a hard hat zone, but worth the inconvenience in the end.

Vicki

CROCHET AUSTRALIA

Postal Address:

PO Box 1096

MALENY QLD 4552


Phone: 07 54999594 Fax: 07 54999485

Email info@crochetaustralia.com.au

Website: www.crochetaustralia.com.au

ABN: 46 136 921 238

PRODUCT OF THE MONTH



Babies




Well this month it would have to be Babies! We have a stash of new baby books for both the knitter and the crocheter. They have been on the internet only a couple of weeks and we have had to reorder again from USA so that there was enough for everyone this month. Handy little books that fit in your bag and of course, as you would expect, the price is good too.



As you know we stock the best baby yarn in 2, 3, 4 and 8ply from Wendy Peter Pan with new colour charts available on request. Peter Pan also have an extensive range of crochet and knitting leaflets. Check out this month's specials for a bargain.

Our extensive range of baby books cover all the bases: Christening gowns, shawls, layettes, booties and hats, socks, going out outfits for the girls, jackets and jumpers, toys, with a lot of these clothing books beginning at preemie sizes.



If you have ever wanted to make a shawl from daisies, we have the daisy wheel and a pattern to show you how. This makes an easy heirloom shawl, anyone would be proud to own.



CROCHETER'S CORNER

and

Masterpieces of the Month



Send us a photo of your masterpiece and tell us what book it came from and your masterpiece could feature in the next edition of "Crochet Extra"

Here are some customer comments and masterpieces for this month!

This is the first time I have dealt with your business and must say I was so excited to be able to get whatever I wanted in crochet cottons and books. The order you sent me of crochet monthly books, nihon vogue books, also ondori are wonderful. At the same time finding so many other books also available is exciting. My husband was watching me open the package like a little child opening a present.



I've just finished these doilies and I wanted to show you them. I have taught myself to crochet and I do it left handed as well. This is the first time I have done something so intricate. Usually I crochet throws, but thought it was time I branched out. The book these patterns are from is ASN1351 "Learn to make stunning doilies". I'm thinking of entering them into my local show.

Yenda H of Beacons Hill NSW



He said with all the books I now have I should have enough to keep me going until I die. Mind you I am only in my fifties. As I said to him you can never have too many crochet books. I do love crocheting in #40 and it is great to have a place like you making so much available when all these things are so hard to find anywhere else especially in variety.

I would also like to thank you for the time you spent with me on the phone explaining about the different yarns and books available. Thank you too for the gift you sent me of spanish (symbol)

crocheting, it opens another world of crocheting up to me. Thank you also for the promptness in sending my order especially when you had just moved. You certainly run a very efficient business.

Jenny M of Rockhampton QLD

Just wanted to send a big thank you for your quick service. I ordered some lovely lace trimmed hankies and they arrived safely and as promised and they are just fabulous, exactly what I was looking for as a gift for an 80th birthday present. Super service and quality product, I will be back.

Nancy H of North Ipswich QLD



Thank you so much for my freebie book. It is very much appreciated. My hubby says - "MMMphm (chewing his lollies), thanks for my lollies, mmphmm" Note - he isn't normally allowed lollies because of his diet but as far as he is concerned, they are for the hubbies. Tee Hee! I am so glad that the multi-pack contained a yellow ball. (Clever Country 4ply) I'll be using them to make individual tissue covers for handbags. After receiving my parcel, 27 balls all up, with the 15 different varigates I am totally spoilt for choice for making my towel-toppers. I'll be happily matching colours to towels and crocheting autumn and winter away.

Veronica F of Gulliver QLD



Happy Hookers Competition

The Crochet Australia Team is proud to announce the winner of our "Happy Hookers Competition" who will receive a \$20 gift voucher. This is the winner from the Feb 2010 period.



**Congratulations
Carmel M
ALBURY NSW**



Entering the competition couldn't be easier. All you have to do is place an order. All orders will enter the random draw which takes place on the last day of every month. Good Luck!!

Handy Hints

Secure tails diagonally.

From the book Crochet in Colour by Kathy Merrick - Taller stitches (such as treble and quad crochet) and lacy motifs do not hide ends as well as denser fabrics do, so securing tails diagonally works better than trying to crochet them. Use a smaller hook and pull the tails through a few inches of loops on the back of the work.

Lana D from Auchenflower QLD learnt to crochet when she lived in Russia. This is one of her many talents, but crocheting to her is like breathing to us. Her daughter Nataly D who refers to mum as a crochet machine, totally overwhelmed us with mums stash of bed spreads, doilies and runners. This was just a sample as Mum had given most of it away to the rellies. There were 65 pieces all told and these we worked in #10 and #20 crochet cotton, all without patterns to follow. Lana does not understand our written patterns. Each piece was as perfect as the first and she tells me that when she runs out of cotton, she unpulls a piece and works another.



I would like to wholeheartedly agree with your customer Eleanor G from Canada. The most predominant yarns found in the shops are the ecru and white, colours are very limited and very hard to get all the yarn one needs in the same dyelot even if it is white, not to mention the fact that service is non-existent. When I was looking for the pink to make the roses for the Cameo dress I could not find the right colour, and it was extremely expensive. Thought you might like to know that the DMC yarn in white is being sold in Sydney at Spotlight for \$8.95 per ball and there was only about four balls in the tray. I love your website and am extremely happy that I found it, it has inspired me to continue my hobby which I had neglected for 20 odd years, for a crocheter it is like being in a Candy shop, I have never seen so much variety in my life, the books, the thread and yarns and all the other bits and pieces you stock and most important the service you provide. **Rita C of Wetherill Park NSW**



Linden B from Coffs Harbour NSW tells us this is the cure for STRESS!!!!

5 MINUTE CHOCOLATE MUG CAKE

2 tablespoons flour, 2 tablespoons sugar, 2 teaspoons cocoa, 1 egg, 2 tablespoons milk, 1 tablespoon oil, 3 tablespoons chocolate chips (optional), a small splash of vanilla extract, 1 large coffee mug.

Add dry ingredients to mug, and mix well. Add the egg and mix thoroughly. Pour in the milk and oil and mix well. Add the chocolate chips (if using) and vanilla extract, and mix again. Put your mug in the microwave and cook for 3 minutes at 1000 watts (high). The cake will rise over the top of the mug, but don't be alarmed! Allow to cool a little, and tip out onto a plate and add ice-cream if desired. (Yuuuummmmmmmmm!!)

Thank you so very much for the lovely blue hankies that arrived in the post this morning. Our daughter is getting married in 3 weeks time and one of the hankies will be used for her "something blue". Then later on the other will go to our future daughter in law.

Liz L of Wagga Wagga NSW



Thank you for my 2 latest parcels. I've decided to take up your suggestion of trying something new. I've picked chicken scratch, candlewicking, filet crochet and tunisian entrelac, this should keep me busy for a while. I also bought an itty bitty baby doll. This is the sweetest doll I've ever seen, the quality and detail in this doll is truly outstanding, and they smell wonderful, I think a few more of these will find their way into my shopping cart in the future.

Manuela S of Macquarie Fields NSW


Beth M from Pomona Qld tells us that she first discovered us when she lived in Switzerland. To our surprise she visited us in Maleny very early in the piece when we still in "hiding", but she found us. Now she orders on line and is enjoying the great special that we have on one of her favourite threads – Zirayon.

We have discontinued Zirayon which is being cleared at a great price - premixed packet of 9 colours for only \$20 - that's a whopping saving of \$11.50 over the regular price - but be quick as we only have limited stock.

Ricki D of Moora WA has been very busy lately, this edging (pic on left) is from a Dover book floral crochet done in Traditions 30 and mercer #20, while the 3 piece set is from MYM book GRANCH89 in #20 cottons.



And from BK24 your versatile book on crochet doll outfits, two in four ply and the white one is three ply with pink beads, the doilies are from Hiddleson leaflets 08 the file is in #60 cotton and the other is #30 Traditions.



Jan W of Maleny QLD made these great doilies from #10 Maxi. They are from LA3228 - 99 Little Doilies. Jan has also been test driving the Lizbeth thread and loves it.

Dorothy S from Woonona NSW teaches a group of ladies and has found the DVD on Tunisian has helped her and the group so much so that they are interested in any further DVDs that will make their learning easier. If you do not have 879552 you are missing out on a great book with a DVD.



Many thanks for the prompt despatch of my parcel. I couldn't quite believe my eyes when it came in. I ordered Friday lunchtime and the parcel was here around 10.30 am on Monday. Your service is great! **Joan K of Campbelltown NSW**



I have to say your site is the best I have ever come across, orders are sent so prompt, and your service just can't be beaten, I have no doubt the other colours will keep me busy in the meantime. Many thanks **Barbara A of Binalong NSW**

Elizabeth K of Aitken Vale Qld sent us a photo of her recent accomplishment from Crochet monthly 43. This beautiful curtain is 3m long and worked in #20 DMC traditions.



Susan L from Nambour Qld came to visit and showed off some of her wares. A variation of the Koala Towel Topper BK30, jug cover BK21 and some pretty hair clips from scrap threads.

