



# Crochet Extra

57<sup>th</sup> Edition - July 2010

Welcome to the July 2010 newsletter. Another interesting month here at Crochet Australia, with lots of comings and goings. Here we are at the top of the Blackall Ranges and we still get visitors from all over Australia. We are not exactly situated in an area where they just happen to be driving by, so these visitors have to be very keen. At present they are braving the red dirt as the building excavation and extension is in full swing. That, for Maleny, does not happen at lightning pace, so it could continue for awhile yet. This gives us plenty of time to plan the garden. We are hoping that our posting outs will not be hampered too much.

As a lot of you know the Lizbeth Thread in #20 and #40 in 111 colours is in, and special orders for the #80 are now being accepted. If you require a colour chart please just ask. Lots of new tatting books and bits and pieces this month and if these do well, we may follow that path a little longer. So if you have not learnt to tat yet, the opportunity is now here.

We have had enquiries for plain, unspoked, coloured hankies so now there are 7 colours to choose from and the very popular plain white ones are back in stock as well. We have had another shipment of the bamboo tricot hooks come through the door and prices have remained the same. The Liteflex circulars from last month have been accepted well and the sets of 4 are now available in larger sizes.

Australia Post increased postage rates on 28 June, consequently we have had to increase our postage rates for both letters and parcels. Our minimum large letter rate is now \$4.75, minimum parcel rate is now \$8.00 and large parcels are from \$12.00.



Well hope you are staying warm - *Vicki*.

## CROCHET AUSTRALIA

Postal Address:

PO Box 1096

MALENY QLD 4552

Phone: 07 54999594 Fax: 07 54999485

Email [info@crochetaustralia.com.au](mailto:info@crochetaustralia.com.au)

Website: [www.crochetaustralia.com.au](http://www.crochetaustralia.com.au)

ABN: 46 136 921 238

## PRODUCTS OF THE MONTH



### Tatting & Handkerchiefs



While we are on the tatting trail, there are many products that we already have and would like to bring to your attention. Tatting is not only worked with a shuttle but sometimes made with a long needle similar to a doll makers needle.



Tatting shuttles come in a variety of styles, usually between 6cm - 12cm (2.5" - 4.5") in size, with or without tips. Shuttles can be made from metal, plastic, bone, abalone shell or wood, and some have bobbins and a small metal hook as an attachment. With so much choice, no wonder tatters love this portable compact hobby, especially if they are a person on the go.

To complement this, we have hankies for all those



beautiful edges in tatting and crochet. Some are hemstitched (spoked), white or coloured, straight or scalloped, plain or with motif, while others are more economical with

sewn plain edges that look a treat when framed with a border of lace.

To help you choose this month, we have included the hanky and thread combos that have been the most favourable to our customers throughout the year.





## CROCHETER'S CORNER

and

## Masterpieces of the Month



Send us a photo of your masterpiece and tell us what book it came from and your masterpiece could feature in the next edition of "Crochet Extra"

Here are some customer comments and masterpieces for this month!

You may remember last week I ordered a pompom maker from you, and explained I have tried a few different methods/gadgets but have never been able to make them. GUESS WHAT – I have just finished my 23<sup>rd</sup> pompom with your Clover maker and I'm chuffed; thus my email to you to thank you very much.

**Liz A, West Melton Vic.**

*See, persistence pays off in the end - plus the right tool.*



I received my latest purchase of crochet books from you recently with a crochet hook that I would need. Thanks again for your wonderful service, enjoyed the treat whilst looking through the books. You have been kind enough in the past to help with a few things as you may remember I am self taught for tatting/crochet & knitting thanks to your site and have been plodding along nicely on the books I have received from you. Thank heavens for internet lol. I have mastered the crocheted doilies so time for something a little larger. I have hit a snag with the Yarn weights in the latest books I received and your little chart on your site does not help me much and the info on the net has been conflicting.

In the book Circular Baby Afghans it calls for 'Medium weight yarn'.

In the book Heirloom Afghans for baby it calls for 'sport weight yarn' as does the book Granny Afghans for baby. **Leane H, Armidale NSW.**



The order arrived on Saturday. Thank you for arranging such a prompt delivery.

**Sheryllyn B, Tarragini Qld.**

*Isn't Sheryllyn lucky to have Saturday delivery. Some of our country customers have delivery only twice a week. What is Aust post up to?*

Just to let you know that I received your parcel yesterday. So many beautiful things in them that I just don't know where to start. **Leanne C, Blackbutt Qld.**



*Yes we all have Leane's problem as different brands of books refer to the same yarn as completely different things. Here in Oz the yarns stated as a ply is so much easier. I usually look at the hook size stated for a clue as to the ply of the yarn. Both of Leane's would suit our 8ply.*

I was recently looking for a "something blue, wedding handkerchief" online, the ones I found ranged from \$30.00 to \$65.00. It wasn't until I typed in blue handkerchief that I eventually found your website. I will be recommending Crochet Australia to any brides that still haven't found something blue. There are also many bridal websites available that may be in your interest to contact and let them know about your products.

**Bo MacM, Bradbury NSW.**



Hi there and thank you my parcel of 4 balls of grey cotton arrived this morning and they are perfect for the 'mice'..... I have enclosed a picture of a pair I have already done for you to see how lovely they look. Enjoy - **Judith C, Gladstone QLD.**

### Happy Hookers Competition

The Crochet Australia Team is proud to announce the winner of our "Happy Hookers Competition" who will receive a \$20 gift voucher. This is the winner from the May 2010 period.



**Congratulations**  
**Sue W**  
**Ballarat North VIC**



Entering the competition couldn't be easier. All you have to do is place an order. All orders will enter the random draw which takes place on the last day of every month. Good Luck!!



### Handy Hints



This month's hint is from the book, **A425384, Around the Corner 150 Edges** by **Eddie Eckman**.

Rather than use the usual slip-stitch method try the chainless method of joining in a new colour at the start of the next round:- Fasten off at the beginning of the completed round. With the new colour place a slip knot on the hook. For a single crochet (our dc) insert the hook into the appropriate stitch and pull up a loop, yarn over, and pull through both loops on the hook to complete the stitch.

If you use this method to start, ignore the instructions to work a beginning-of-round chain and instead simply work the first stitch as indicated.

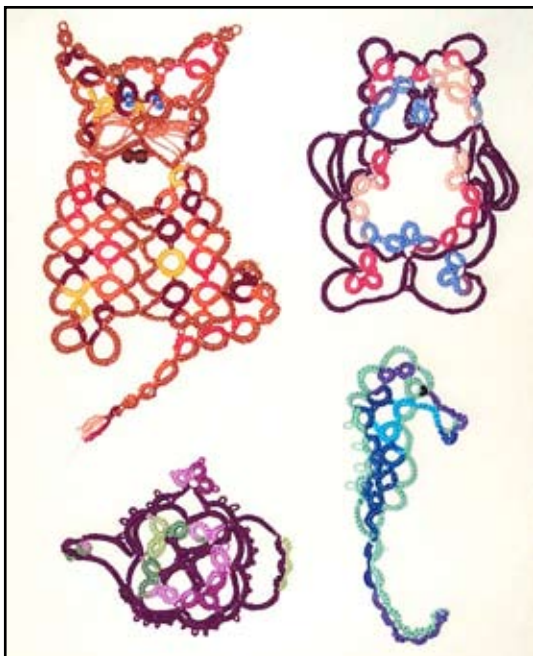


**Judith F, Camden South NSW**, one of our regular customers, is into garment crochet for this winter and says thank you so much for your quick fulfillment of my order (as always!) and also the free gift. I very much appreciated everything!!

*Like Judith, if you spend over \$100 we like to give you a thankyou gift in return.*



Thank you so much for sending my order so quickly, I am 73 years old, and have been crocheting just about as long as I can remember, but have never done the Tunisian crochet, so thought it was time I learnt how. **Cate L, Stanthorpe QLD.**



**Margaretha H, Cedar Grove QLD** came to visit and showed us her delightful tatting. She uses Lizbeth and Klasik threads and does a marvelous job with her miniatures. *Good on ya Margaretha, and thanks again for letting us have the teapot for our collection.*



**Gloria J, Gatton QLD** has been at it again crocheting this beautiful outfit from rayon and one of our 10" Itty Bitty dolls. It is always a delight when Gloria drops in to show me her babies.



**Beattie C, Gatton QLD** is well into her nineties and still crochets these magnificent runners. They were chair backs from MYM Selec 1 and she has added her golden touch to create these masterpieces. I believe that along with her gardening, Beattie is one for all of us to aspire to. She is certainly doing very well still crocheting in #20 and #40 cotton.



This is **Glenda M's** story. My daughter, Janelle is planning on driving her pony in the World Carriage Driving Championships in Slovenia next year. Anyhow we have been trying to fundraise, a bit difficult at the present time, so I have been making horse/pony earmuffs - it protects them from getting bugs in their ears and also they look good- and sending them to a shop in USA. The owner had emailed with an order to be finished in a really short time and I was short a lot of the colors and also did not have much time to crochet them. I live in rural South Australia (via Perth/Darwin) or so it seems usually with our mail so when your parcel arrived so promptly, I was rapt. I do not want to lose the opportunity to help my daughter out, she is working really hard and it will be a huge cost for her to achieve her goal, this is her dream, how can we not help her. So thank you again, I'm sure I will be wanting more of your cottons.

*We wish Janelle all the best in her carriage driving next year.*



The doll I bought from you, the 7.5 inch Itty bitty doll and the pattern is from Annie Potter "Sweetie Pie Doll Dresses" designed for these dolls. *(We do not have this book)*. I made the dress longer and did not put on the frills. She has on the pants and booties. The variegated cotton was lovely and soft. The grandmother of the little girl was very pleased with it. Planning to do another one for my cousin's granddaughter. **Lynda N, Davistown NSW.**



Thank you for the prompt service, I received the crochenit cable hook and book on Monday. I thought I would be smart and make the slippers, which I did, but got so carried away, I forgot to keep an eye on the size. Attached is a photo of what I ended up with. It was the cause of great amusement at our social group on Wednesday morning. They all wanted to know how come I knew big foot. (I hope you get a laugh from it) Once again thanks for your prompt service, I have passed the name of your mail order service around here (Townsville) quite liberally so hopefully a few people may start using you. **Sandra S, Bohle Plains QLD.**



**Dorrie B, Gatton QLD** once again had some show stopping crocheted dutchess sets to show us when she last visited. Dorrie, complete with picnic lunch, came up the mountain with her friends to stock up on threads for her sister Beattie and herself. Dorrie has made these from Crochet Monthly 255 and MYM Selec 9.



Once again thank you for your fantastic service, advice and enjoyable phone calls. I work from the center of the ball of Almina, Myra yarn or any other crochet yarn in 15 cm x 10 cm resealable zip click bags. I leave yarn in bag which is only 3/4 closed. It also helps to keep yarn clean, easy to see the color, dye lot number. When finished an item I cut the cotton and tuck into bag and zip it up. No loose ends or tangles. **Thelma T, Meadowbank QLD** belongs to a group called "Creative Companions".

**Alexsandra D, Placis Hills QLD**, had this wonderful dimentional Christmas doily to share with us. The red and gold centre, framed with the white was superb. This doily can be found in Magic Crochet 155.



*Good one Sandra!!!*

Parcel received Tuesday, so fast, I could hardly believe it. Thank you for the pink crochet threads, they are a very good match, thank you ever so much. Both are perfect. **Cynthia M, Stratford VIC.** Some 3 days later Cynthia is ordering again. Think she has a crochet machine hidden away somewhere as she buys thread 30 balls or more at a time.








# Look what we found in Handkerchiefs and Edgings




**FA0536 Tatted Handkerchiefs \$12.50**




**CL3402 Knitting on the Edge \$49.95\*\***




**CL3755 Knitting over the Edge  
\$49.95\*\***




**CL7010 Knitting beyond the Edge  
\$49.95\*\***




**CL7357 Crocheting on the Edge \$49.95\*\***



**MC9316 Crochet Edges \$29.95\*  
PARC103 Forty-Six Crocheted Edgings  
\$8.95**



**876556 Crochet on the Edge \$35.70\*\***



**CL9147 The Complete Book of Crochet  
Border Designs \$39.95\*\***

*Books with \* or \*\* after price indicate a  
heavy book and extra postage may apply.*



**HANKVARALTINPKT - 6  
Hemstitched Coloured Handkerchiefs  
with Klasik Thread \$28.00.**



**HANKALTINCOMBO \$27.00  
4 (3 Coloured, 1 white) Handkerchiefs  
(hemstitched) with Altin Basak Thread.**



**HANKP12OBCOMBO - \$27.20  
5 coloured handkerchiefs (hemstitched)  
with matching Oren Bayan Perle #12.**



**HANKMIXMTFAUST \$22.95 Six  
Handkerchiefs, White, Folded edge  
with coloured Australian Motif.**




**HANKPLAINSEGE** - Handkerchief, White, Plain Cotton (hemstitched)  
\$3.70ea or \$20 pkt of 6



**HANKSEGE** - Handkerchief, White, straight edge with motif (hemstitched)  
\$3.95ea or \$21.40 mix pkt of 6



**HANKLEBFLY** - Handkerchief, White, Crocheted Lace Edge with Butterfly Motif  
\$4.15ea or \$22.45 pkt of 6



**HANKPLAINSCAL** - Handkerchief, White, scalloped edge (hemstitched)  
\$3.70ea or \$20 pkt of 6



**HANKSCAL** - Handkerchief, White, scalloped edge with motif (hemstitched)  
\$3.95ea or \$21.40 mix pkt of 6



**HANKLECRIN** - Handkerchief, White, Crocheted Lace Edge with Crinoline Lady Motif  
\$4.15ea or \$22.45 pkt of 6



**HANKPLAINCOLEGE**  
Handkerchief, Coloured, plain, straight edge (hemstitched)  
\$3.85ea or \$18 pkt of 5 mix colours



**HANKCOLEGE** - Handkerchief, Coloured, straight edge with motif (hemstitched)  
\$4.20ea or \$22.50 pkt 6 (2ea blue, pink & lemon)



**HANKPLAINCOLSCAL**  
Handkerchief, Coloured, scalloped edge (hemstitched) \$3.85ea



**HANKCOLSCAL** - Handkerchief, Coloured, scalloped edge with motif (hemstitched)  
\$4.20ea or \$22.50 pkt 6 (2ea blue, pink & lemon)



**HANKMTFALPHA** - Handkerchief, White, Folded edge with Alpha Motif (choose A to Z) \$4.15ea







**HANKLIN** - Handkerchief, Linen, White, straight edge (hemstitched)  
\$4.75ea or \$25.65 pkt of 6



**HANKPLAINLE** - Handkerchief, 100% cotton, White, laced edge \$5.45ea



**HANKLINRE** - Handkerchief, Linen, White, Rolled edge with drawn thread embroidery motif \$5.75ea

*Books with \* or \*\* after price indicate a heavy book and extra postage may apply.*



**PUNTI05** Filet / Symbol Crochet Edges \$11.95\*



**PUNTI10** Filet / Symbol Crochet Edges \$11.95\*



**PUNTI11** Filet / Symbol Crochet Edges \$11.95\*



**PUNTI15** Filet / Symbol Crochet Edges \$11.95\*



**PUNTI17** Filet / Symbol Crochet Edges \$11.95\*



**PARHC130** Tatting & Crochet Motifs/ Edges \$8.95



**878535** Edgings & Insertions \$12.95



**LA3485** Baby's Choice Crochet Edgings \$14.95



**LA75106** Sweet Edgings for Baby \$8.30



**NMT10P** Learn Needle tatting \$22.80