



Crochet Extra

69th Edition - August 2011

Welcome to the August 2011 newsletter. From what we have been told, this has been the coldest winter around Australia for awhile, so most of you would be indoors close by the heater with the faithful crochet hook not far away. Thankfully, here at Maleny we have had no frosts so the garden is still smiling and looking forward to the warmth of Spring.




We have not been offered many new products this month, but we have for you some new fingertip towels at a great price, some more Annie's books and some new Leisure Arts books are on the way. The world of new things to crochet seems pretty quiet at the moment.



The range of Annie's Attic and American School of Needlework books is dramatically decreasing, so we are pleased that we have squirreled away many titles over the past few years so that we can still offer a great selection across the range. We have been busy buying up titles that are soon to be forgotten and amongst our 2,000 titles many have now been discontinued by the suppliers. A lot of the symbol crochet magazines, the Hiddleston range of doilies, the symbol crochet books from Spain and even some of the Hardanger books seem to be disappearing at an alarming rate and never to be seen again.

So next time you are perusing our web site, choose the books that appeal to you now - as each week we are losing more and more titles. As you are aware we were able to fix the lack of good threads available by importing them, but books are another story. Most of us enjoy our books and a downloaded pattern from the internet or a photocopy from a friend are just not the same. A book takes us to another place and flicking through the pages of my favourite crochet books looking for that lost pattern may sometimes take awhile, but it is always an enjoyable experience.



Until next time,

Vicki

CROCHET AUSTRALIA

Postal Address:

PO Box 1096

MALENY QLD 4552

Phone: 07 54999594 Fax: 07 54999485

Email info@crochetaustralia.com.au

Website: www.crochetaustralia.com.au

ABN: 46 136 921 238

THEME OF THE MONTH

Doily Threads

We are always being asked about the sizes of thread and relevant hook size for that thread, so we have put together a table of these along with the current threads that we stock in those particular sizes on page 2. Unlike wools and 4Plys, the larger the number on the cotton the finer the thread. For example #100 is very fine and #5 (not to be confused with perle #5) is a lot thicker.




Texture plays an important part in the beauty of crochet. The finer mercerised threads (#100, #80 or #60) are more effective for delicate designs used for tablecloths, doilies and edges. However for some of us, if seeing and grasping the thread is a little challenging, work in a larger thread such as #10 or 4ply cotton. The crocheted items will be larger so this will have to be taken into account. Also consider that different brands or colours of the same size thread may vary in thickness.



Cotton perle (pearl) embroidery threads, although generally softer and more shiny than crochet cotton, may be used in crochet patterns as follows:- #5 perle is a little thicker than #10 crochet cotton but is suitable for most #10 cotton patterns; #8 perle is about the same as #20 crochet cotton and #12 perle is about the same as #40 crochet cotton.

The most commonly used threads are #10 (bedspread weight) and #20 and that could be because most of the newer patterns are worked now in these sizes. You can always change the thread and hook size to match the thread and the doily will just turn out a different size. Our answer to this is on the next page.

The picture below provides an indication of the change in size of an article when crocheted using the same pattern, but using different thread sizes (with the appropriate size hook as below). Using a finer thread results in a smaller but more finely textured article. Depending on the pattern, some articles may be crocheted in a wide variety of sizes while others go out of shape or do not sit flat if a different size thread is used.



The chart below provides an approximation only of how to determine the finished size of an article crocheted in a thread size other than that specified. **Please note that this only works for some patterns and is a rough guide only.**

Using the column with the specified thread size, go down until you locate the 1, then go across to the column with the thread size you wish to use. Multiply the figure shown by the specified size of the article to provide the new finished size.

Thread #10	Thread #20	Thread #40	Thread #60
1	.085	0.7	0.6
1.2	1	0.8	0.7
1.45	1.25	1	0.9
1.65	1.4	1.15	1

Example: Assume a doily was crocheted using #60 thread with a finished size of 20cm in diameter and you wished to use #20 thread. Go to the #60 column and run down to the 1. Now go across to the #20 column and the figure is 1.4. Multiply the original size of 20cm by 1.4 and the finished size should be about 28cm.

Thread Size	Hook Size
5	1.75mm
10	1.50 - 1.75mm
20	1.25mm
30 - 40	1.00mm
50 - 60	0.75mm
80	0.60mm
100	0.50mm

The Threads we stock are as below and colour charts are available:

#5 DMC Traditions

#10 Maxi, DMC - Cebelia, Babylo, Traditions

#20 Daphne, Finca, Lizbeth, DMC - Cebelia, Babylo, Traditions, Cordonnet

#30 Klasik, Finca, DMC - Cebelia, Babylo, Traditions

#40 Lizbeth, DMC - Cebelia, Babylo, Traditions, Cordonnet

#50 Finca

#60 Finca, DMC Cordonnet,

#80 Finca, Lizbeth, DMC - Cordonnet, Dentelles

#100 Finca, DMC Cordonnet



CROCHETER'S CORNER and Masterpieces of the Month



Send us a photo of your masterpiece and tell us what book it came from and your masterpiece could feature in the next edition of "Crochet Extra"

Here are some customer comments and masterpieces for this month!

Here is a photo of the KING SIZE bedspread which took me 10 months of self-discipline to complete. I used 3Kg of 4 ply, the design is "Compass Bedspread" from Old-Time Magazine winter 1997, vol. 19. It had been a desire of mine for many years to make a beautiful bedspread, and I think I've succeeded! I made it in such a way that I will be able to separate it into two single bedspreads should the need arise for this in the future. So never an idle moment for my busy hands! **Catharine V, Norwood TAS.**



This rug comes from the book called FIRST CHOICE RIPPLE AFGHANS LA75066. The pattern is on the back cover and is called AZTEC SUN. Was a lot of fun making it, however the last three rows has 864 stitches. Not sure if I will make another as every time I try to match colours they seem so dull compared the original. **Bernadette C, Werris Creek NSW.**

Just to thank you so much for the order received of the DMC perle #5 this morning, plus the 'goodies' included - very kind of you! I'll be needing #8 DMC perle, 10gm balls as well and will be putting in an order in the next day or two. You are to be congratulated on your efficiency and professionalism!

Mignon G, Maroochydore QLD.

Thank you for your help and fast delivery of my arthritic crochet hooks. Your web site has been very helpful to me over the last year since my husband was admitted to a nursing home and I have kept myself busy looking for things to do but as I am 70 my fingers have started to stiffen with arthritis have tried the new hook and they have helped a lot. I think I will be looking into knitting needles next. **Judy B, Clearview SA.**

Well Judy, our range of Liteflex knitting needles should do the trick, light, flexible and warm to the touch - perfect for those stiff fingers and wrists.

Thank you for the prompt dispatch of my order of crochet patterns. I ordered on line on Thursday after lunch and they were delivered by Australia Post the next morning. Thanks so much.

Janet B, Taigum QLD.

Happy Hookers Competition

The Crochet Australia Team is proud to announce the winner of our "Happy Hookers Competition" who will receive a \$20 gift voucher. This is the winner from the June 2011 period.



**Congratulations
Jennifer C
BARRABA NSW**



Entering the competition couldn't be easier. All you have to do is place an order. All orders will enter the random draw which takes place on the last day of every month. Good Luck!!



Ellen B, Deception Bay QLD uses MTperle #5 and knits beautiful edges for linens. Here is a photo of her gorgeous tablecloth. Well done Ellen.

Alida L, Corowa NSW sent us pictures of some doilies she recently completed.



The first package arrived today and once again I am delighted with my purchases and without a doubt the lovely gift and yummy.
Cynthia C, Buderim Gardens QLD.

Gloria J, Gatton QLD has been busy since her last visit, dressing up these dolls.

Thanks for getting the silver Excel thread to me so quickly. I've crocheted ten silver snoods for the chorus of "Spamalot" which is going on here in Gosford at the end of the month. The wardrobe department didn't want to use wigs as the dancing is rather frenetic so I invented a larger version of a ballet bun holder. I'll send a photo - it turned out looking very medieval. Dead easy. Draw a circle the size you want, rule straight sides on it to make an octagon (eight sides). Make a row of treble squares equal to one side. Turn. Continue with increase twice at each end until you make next two sides, crochet rows to make centre and decrease to make two sides and the last side. Then go round with treble squares and decrease each row until only a small circle is left. Thread with elastic. I put each treble into the bar of the one underneath rather than in the space and on stage they look like very expensive silver mesh. Loved the book on Tunisian crochet and the hooks. I've never seen them stocked here and have always wanted to try it. I am amazed at the variety of stitches!!!

Margaret McG, Terrigal NSW.





Look what we found for Doilies!!




LA75048 Treasured Doilies \$8.35




LA75024 Delightful Doilies \$8.30



LA4421 50 Fabulous Crochet Thread Motifs \$25.10* plus extra post



LA3893 Fresh Knit Doilies \$15.20




LA3818 Doilies With A Twist \$18.25



LA3706 A Year of Doilies Book 5 \$16.50



LA3494 Pineapple Gallery \$19.20



LA3228 - 99 Little Doilies \$33.95** plus extra post



LA3161 Doilies with Charm \$15.75



LA2889 Our Best Thread Crochet \$32.80** plus extra post



LA2879 Absolutely Gorgeous Doilies \$16.95



LA2874 Big Book of Little Doilies \$17.40



GC52107 Classic Doilies in Size 3 Thread \$10.00



GANCH23 Filet / Symbol Crochet 23 \$10.95



GANCH17 Filet / Symbol Crochet 17 \$10.95



EHPACK18
Elizabeth
Hiddleston Pattern
Set \$7.50



EHPACK07
Elizabeth
Hiddleston Pattern
Set \$7.50



EH43 Crochet Designs Elizabeth
Hiddleston \$10.00



EH15 Crochet
Designs Elizabeth
Hiddleston \$10.00



DV3592 Big
Book of Crochet
\$15.95* plus extra
post



ASN1450 Exquisite Doilies \$12.95



ASN1363 Lovely Doilies \$14.20



879523 Pineapple Doilies \$14.95



878539 Tablecloths in Half the Time
\$15.95



877517 Table Runners in Half the Time
\$14.20



876545 - 5 Hour Doilies \$17.75



Books with this symbol contain
knitting patterns.



876537 Painted Mini Doilies \$15.30




875522 Tablecloth Elegance \$15.35



875511 Flower Garden Pineapple
Doilies \$15.35



872894 Heirloom Doilies \$10.50



872713 Irish Lace Doilies \$12.95