

Crochet Extra

92nd Edition - September 2013

With the chilly months behind us once more I look forward to longer daylight days with more time to garden and crochet and hopefully get that work and play balance back in my life. It seems that the colder days keep us indoors and the days just flow into each other.



Crochet Australia was extremely busy for the month of August and the thread crocheters are once again busy hooking away with their finer threads and dainty crochet hooks. These thread orders travel all the way west to WA in their express satchels, north to Darwin, south to SA, TAS and VIC and so many have travelled to the North Qld region and NSW. With so many family heirlooms being created, the hundreds of fridge towel tops hanging throughout Australian kitchens and not to mention all the edges around many face cloths and adorning the thousands of handkerchiefs we see leave from here, you can clearly see why so much thread is packed and shipped on a daily basis. Thank goodness for Australia Post and their reliable service.



We are always looking for super specials for our customers and we were lucky last month to have a supplier of the Boye products approach us with some bargains that we are passing onto you.

In the new products the new Edgit tool has been by far the most popular product in ages. Doing edges into fabric has never been so easy. Who would have thought that crocheting and making a hole at the same time would be so simple. Yes I know that we normally use a small steel crochet hook, but this is a specially pointed hook to make that first row quicker and easier. Check it out in the new products section.

Spring is here, so time to breathe some new life into the day and enjoy the sunshine and smile.

Vicki



CROCHET AUSTRALIA

Postal Address:

PO Box 1096

MALENY QLD 4552

Phone: 07 54999594 Fax: 07 54999485

Email info@crochetaustralia.com.au

Website: www.crochetaustralia.com.au

ABN: 46 136 921 238

Crochet Australia Book Room



As you come up the step from the front entrance onto the polished floor you are welcomed by bookcases and tubs full of books. In the background lining the walls are filing cabinets filled with all the spare copies of books that we carry. Oh yes, Ray will tell you that Vicki has too many books, but 2000 odd titles gives you some choice, and we all love choices.

Amongst the stash in this room we have crochet books for filet, symbol, clothing, toys, rugs, doilies, baby wear, on the double, Tunisian, beading, hairpin, dolls clothes belts and bags, scarves, hats and socks and of course tablecloths and tea cosies. The list goes on and also includes knitting books for babies, fine lace knitting, toys and the usual knitted accessories that everyone loves to wear. When you come here you really need to spend some time just browsing so that you can truly embrace the experience.



High on the back wall the 8ply acrylic Dazzle yarn greets you with its many colours and in the other direction the 18" Springfield dolls smile as you walk past. We even have a range of shoes for these lovely princesses. Beside them hang all the templates put out by Clover to make flowers, tear drop knots and flower knots, rounds and rectangles, bows and shamrocks. Many of these come in several sizes. On top of the filing cabinets sit little boxes that contain animal noses and eyes. These come in handy for the doll and toy makers. Hiding in one of the cupboards are a range of DVDs for crochet, knitting and tatting and lurking on the shelves are some special hard covered books. Lots of surprises in that cupboard!

Now you have the idea, and that is just the book room.

WE'RE HOOKED ON CROCHET!



CROCHETER'S CORNER and Masterpieces of the Month




Send us a photo of your masterpiece and tell us what book it came from and your masterpiece could feature in the next edition of "Crochet Extra"

Here are some customer comments and masterpieces for this month!



Just would like to shout out a big thank you! My order arrived this morning in excellent condition and I was also very happy that it came so quickly. I text my beautiful friend straight away, as half the order was hers too, and she was very excited as am I to learn asap how to do hair pin lace and broomstick lace. Thank you too for the instructions and for the freddo. What a nice touch! I am very sad to hear you are selling the business. I have not bought a lot of things over the years but it was so nice to know when I did need something you were there and more importantly Australian. I hope someone can take over and keep Crochet Australia alive, they certainly have big shoes to fill. **Karen H, St Andrews NSW.**




Thank you for my wonderful tricot hook and for the chocolate frog. My little children opened the parcel and now have happy associations embedded in their minds about the sweet pleasures of crochet. Thank you again.

Fiona J, Ringwood Nth VIC.



I live in Tassie - where the winters can be chilly. But that won't stop me from riding my bike. It took a few evenings by the fire, with the bike in the living room, to complete the project. She is strictly a fair weather bike. Gets a few smiles when I ride her into Hobart Town. **Madeleine H, South Hobart TAS.**



I have crocheted several of these baby jackets over the years. I have made this one with a small collar. I have used Patons Big Baby 4 ply wool. It is for my Niece whose baby is due today. I just love this book (BK19 Crochet Jackets) and have a few of your books and enjoy them all. **Shirley L, Gladstone QLD.**

Happy Hookers Competition

The Crochet Australia Team is proud to announce the winner of our "Happy Hookers Competition" who will receive a \$20 gift voucher. This is the winner from the July 2013 period.



**Congratulations
Catherine R
YANCHEP WA**



Entering the competition couldn't be easier. All you have to do is place an order. All orders will enter the random draw which takes place on the last day of every month. Good Luck!!



Yo L of Gympie QLD came for a visit to buy some more yarn to make more of her fantastic rugs and hats which get shipped off to New Zealand on a regular basis. This time we were lucky enough to see her latest creation of an evening jacket made from bamboo yarn that she had bought several years prior. This is one of her own creations. Well done Yo.


Just to say thank you for a very enjoyable visit last Thursday, and also for the Crochet Australia pen I found in my package when I arrived home. **Elaine F, Little Mountain QLD.**

Received my books and my freddo and I haven't eaten it yet. I hid it in my sewing room for later to enjoy. I just wish I could knit the bed socks as quick as you post the books. They will be a good seller at the hospital stall. Thanks again for your quick service. **Julie P, Greenpoint NSW.**

Can you help? **Cecil W from Wagga Wagga NSW** has a book which is missing all the instruction page for this doily called Doily of annual ring from a Japanese edition. The picture is on page 14 and the instructions are on page 99 but are missing. I believe it could be Nihon Vogue, Dressmaker or Ondori. I have looked through my collection, but alas found nothing.



Helen W of Toowoomba QLD recently sent these photos to show that scrap yarn can make beautiful doilies and a cloth. Her inspiration came from Crochet Monthly 222 and she used #20 cotton and Altin Klasik #30.



Once again thank you for my order. Again it was prompt and fuss free. **Barb K, Sailors Gully VIC.**

Many thanks for my order which arrived on my doorstep before breakfast today. That's certainly service from your place in Queensland to my place in Para Hills South Australia. Thanks also for my frog. I'll enjoy this as a treat on the one night a week I am allowed to have something decadent. (I am a type 2 diabetic). **Roma B, Para Hills SA.**



He has also included a poem. This is an extract from it.

The Weise Table O cloth

The wise table that we take it to be
Had a varied life, it's plain to see
When it was in the home of Grandpa Weise
It was in a large room because of its size.

Today as we look at it in its battered state
It will be loved, that's really great
For it will be used by the family once more
With a new cloth for people to adore.

Like so many other people who love to crochet, I do drool over each presentation of Crochet Australia Extra. I am in my 80s and have done lots of crochet for over 70 years plus lots of other crafts. I have made single bed size crochet rugs for my 7 grandchildren and a number of others. **Agnes Van C, Gympie QLD.**



Can anyone help Alice? Alice tells us that she has some old threads that have rust stain and was just wondering if there anything you can do to stop it happening. **Alice S, Tingalpa QLD.**



I have been meaning to send some pictures of how I am using the threads and hankies I have tatted with your products. So here they are. **Fiona T, Roxburgh Park VIC.**



Thank you for the prompt arrival of the order and the hand towels. I've been intending to buy some hand towels for my studio so they'll be just the thing. **Maureen W, Portland VIC.**

Just to say 'Thank you' for the ordered wool. This arrived today, with the lovely surprise of a 'Freddo' Frog, and your Newsletter which I found so interesting. I am going to have to contain myself until I finish what I am doing to order something more! Wondering if you have a DVD on Tatting. I did a class long ago and completed an edging but have lost touch. **Pam M, Dallas VIC**
We have a few DVDs on Tatting, including needle tatting.

I just received my order! Thank you. Next time I won't open it in front of my daughter, then I won't need to share my freddo chocolate! **Virginia C, Atherton QLD.**

Katrina McK of Wamuran QLD found this tea bag info and passed it on to us. If you're a tea drinker, you may be wondering what to do with all those leftover tea bags too. Here are a few ideas:



1. Compost. Tea bags make wonderful compost for your garden. Simply add them to your compost heap and let nature takes its course. They break down in the regular compost pile quite easily.
2. Under eye soother. Used tea bags, particularly chamomile bags, can be cooled and placed on the eyes for a wonderful soothing relaxant. It's a nice way to relax for a few minutes after a busy day.
3. Use on sun burns. Peppermint tea bags are great for sunburns. Leave to cool then place the bags on the burnt areas.
4. Use on cuts. Used tea bags are also great on cuts and bruises. You can use any variety but green tea, peppermint and chamomile have good soothing qualities. They help to stop bleeding and reduce bruising.
5. Seed starters. Use sharp scissors to cut a small cross in a cool, moist tea bag and drop in a seed. Keep them damp until the seedling is about 5cm tall when you can plant it, tea bag and all in a pot. Once it's about 15cm tall plant it into the garden.
6. Clean leather shoes. You can clean dark leather shoes with a damp tea bag. Wipe the tea bag in a circular motion over the shoes to give them a clean shine.
7. Soothe tired feet. Drop 5 or 6 brewed tea bags in a basin of hot water. Let the water cool a little then soak your tired, aching feet for half an hour.
8. Soften your skin naturally. Run your bathwater over some brewed tea bags and then soak in it for amazingly soft skin. Green tea, full of amazing antioxidants, is idea for bathing.
9. Deodorise the fridge. Put a couple of used tea bags in a small dish and sit it at the back of the fridge to absorb odours and keep it smelling fresh. Works just as good, if not better, than a box of bicarb.
10. Deodorize carpets. Empty dry, used tea bags onto smelly carpets and rugs. Brush in with a soft broom. Leave for 30 minutes and then vacuum up for beautifully clean, fresh smelling carpets.
11. As fire starters. Dry used tea bags out and use as fire starters..... excellent.



Look at the stuff we found in the Crochet Australia book room!!



The following shoes suit the 18" Springfield Dolls which are on special this month.

DOLLSHOESESPADRILLES - White Espadrilles \$9.35



DOLLSHOESTENNISBW - Tennis Shoes (B&W) \$9.35



DOLLSHOESDRESS - Dress Shoes \$9.35



DOLLSHOESPORT - Sport Shoes \$9.35



DOLLSANDALS - Sandals \$9.35



871121 Dolly & Me Accessories & Toys \$13.50



871039 Dress-up Fashions for 18" Dolls \$14.95



121076 Easy How-to Techniques for Simply Stylish 18" dolls. \$16.75 - Knit



121067 Fun Fashions Knit 18" Dolls Outfits \$15.20



ASN1443 Matching Knits For Girls & Dolls \$18.50



ASN1348 Knits for Girls & Dolls \$28.70



121038 Fun-to-Knit Doll Clothes \$16.70



151025 Love to Dress Up 18" Doll Clothes \$21.25 (Sewing)




151028 Dressing up 18" Dolly (Sew) \$22.95* extra post



151038 Love to Dress for Work & Play Sew \$22.95 (Sewing)



SS2034 More Classic Knits for Baby Dolls \$19.95** extra post



P5302 Tiny Yarn Animals - Amigurumi \$19.95*



LACC0025 Crochet Animals Big & Small \$9.30



SP6335 Crocheted Bears 20 to Make \$11.95



101120 Hug-A-Bugs \$10.95



874314 Purr-Sonality Cats \$10.95




874412 Safari Friends \$10.95



961708Z Boo Babies \$10.00



D246396 Crocheting Teddy Bears \$14.95



875534 Sugar Bunnies to Crochet \$11.95




875562 Beary Tales \$11.55



876505 Birthday Bears & Blankets \$16.85



GC20106 Happy Holidays Crochet Amigurumi \$10.00




GC14105 Madison Crochet Jointed Bear \$10.00



GC45107 Learn to Crochet by Amigurumi \$10.00



GC35107 Amigurumi Little Friends \$10.00



LA4271 Cute Little Animals \$21.80



878538 Big Book of Animals \$17.95



879519 Itty Bitty Animals \$17.95



LA5152 A Zoo for You \$13.95



LA5125 More Cute Little Animals to Crochet \$15.95



871374 Animal Amigurumi To Crochet \$13.70




LA75429 Farm Animals \$8.95



SP4829 Knitted Bears \$11.95



PARK643 The Toy Box \$8.95 (Knit)



PARK601 Bazaar and Gift Book \$8.95 (Knit)



LA4519 A Collection of Characters \$18.80



121039 Amigurumi Animal Friends (Knit) \$15.00




BIRDKKK Kylie & Kev Koala \$10.95



LA4547 Crochet Your Cares Away \$23.60



GC51107 Amigurumi Nativity \$10.00



SP7400 Mini Christmas Crochet 20 to make \$11.95



LA75266 Easy Crochet Critters \$10.70



GC47107 Magical Santa Elf \$10.00



LA3130 Crocheted Sock Monkeys \$9.50



GC70108 Monster Mash Amigurumi \$10.00



GC36107 How to Make a Crochet Nappy Cake \$10.00



871025 Tawashis in Crochet \$12.20



GC64108 Amigurumi Dinosaurs \$10.00



GC37107 Amigurumi in the Garden \$10.00



871027 Treasure Cakes \$15.00

