



Crochet Extra

96th Edition - February 2014

Happy New Year and welcome to the February 2014 newsletter. I am always surprised to find us beginning another year of the business, as each year seems to fly by. I am told this is because as we get older the days go faster and each blends into the next. We are into our 13th year now and Ray would really like to retire and do all the things that retirees do. Somehow cannot see him sitting still for hours with a fishing rod or even mulling over the newspaper and wondering if he has time to complete the crossword before the cricket comes on. Maybe lots more gardening, going out for lunch and getting back to writing books would be a bit more appealing for us. We will wait and see.



We are hoping that this year will be our last year of retailing and we will put in a serious effort to find the right new owner for Crochet Australia, so if you know anyone out there with a flair for business, capital funds to invest and an interest in crochet / knitting / tatting please let us know as we would love to meet them. You do not need to know how to crochet to run this business, just be willing to put in the effort and enjoy our wonderful customers. All the hard work has been done.

Six shipments have just arrived in from overseas and the full range of the Lizbeth #10 crochet cotton (all 189 colours) is now available. We now have 10 colours of the new mercerised Sullivans 4ply cotton - a great improvement on the old one! There are new books and DVDs to enjoy and of course there are new sets of the Clover Amour (arthritic style) crochet hooks in the smaller steel cotton hooks to arrive next month.



This month it is time to pick up the hooks and learn something new or polish up some of those forgotten skills.

Until next time,

Vicki

CROCHET AUSTRALIA

Postal Address:

PO Box 1096

MALENY QLD 4552

Phone: 07 54999594 Fax: 07 54999485

Email info@crochetaustralia.com.au

Website: www.crochetaustralia.com.au

ABN: 46 136 921 238

Potatoes



Well, a Girl Potato and Boy Potato had eyes for each other, and finally they got married, and had a little sweet potato, which they called 'Yam'.

Of course, they wanted the best for Yam. When it was time, they told her about the facts of life. They warned her about going out and getting half-baked, so she wouldn't get accidentally mashed, and get a bad name for herself like 'Hot Potato'. Yam said not to worry, no Spud would get her into the sack and make a rotten potato out of her! But on the other hand she wouldn't stay home and become a Couch Potato either. She would eat properly so as not to be skinny like her Shoestring Cousins.

When she went off to Europe, Mr. And Mrs. Potato told Yam to watch out for those hard-boiled guys from Ireland and the greasy guys from France called the French Fries, and when she went out West, she must watch out for the Indians so she wouldn't get scalloped.

They sent Yam to Idaho P.U. (that's Potato University). So that when she graduated she'd really be "in the Chips". But in spite of all they did for her, one-day Yam came home and announced she was going to marry Richie Benaud.

"Richie Benaud!!!!", they cried.

They were very upset and told Yam "You can't possibly marry Richie Benaud because he's just

Are you ready for this? Are you sure?

*

OK! You asked for it: Here it is!

**

*

*

*

... just a COMMONTATER!"

Types of Crochet

There are many styles of crochet that exist, and because you already have the basic skill, with practice you are able to learn new concepts with ease. This is the beauty of crochet, same stitches, just used in a different method. Some require a different hook, like Tunisian or Crochet-on-the-double and others like Hairpin require an additional tool known as a staple and broomstick that uses a large knitting needle as a loom. Other than that your crochet hook is the primary tool.

This month we will follow through with a few favourites.

1. Broomstick crochet / jiffy / lattice loop or peacock eye is worked over a large knitting needle or dowel and the size of the tubular device used determines the greatness of the loop formed. Used to make beautiful airy shawls, and flowing garments.
2. Bavarian crochet also known as Catherine wheel crochet has been with us for a long time and is used for doilies, garments, pillows and rugs. Bavarian crochet uses a two round stitch technique combining shells and clusters with a post stitch.
3. Crochenit / On-the-double combines the art of crochet and knitting with one double ended hook. As with Tunisian, this is similar but the fabric is reversible. Quick and easy to do and lots of different stitch combinations to follow. Patterns are available for lots of household items with the most popular being rugs.
4. In Bruges lace, long strips of short rows are made and connected as they are worked. The strips, usually referred to as tapes or ribbons, may be connected to chain spaces on previous rows to make turns, waves, circles, arches and curves for a serpentine appearance. Bruges is great for doilies and clothing alike.
5. Celtic Crochet / lace is a combination of the crochet and weave technique. The motifs are crocheted separately, usually in various colour combinations, then woven and finished off with a crocheted round that holds the piece together. These can be reversible and reminiscent of rich Celtic traditions. From Celtic crochet you can create beautiful afghans.
6. Hairpin lace, Maltese Lace and Portuguese lace are all the same. The description is from Wikipedia - Hairpin lace is formed by wrapping yarn around the prongs of the hairpin lace loom to form loops, which are held together by a row of crochet stitched worked in the center, called the spine. The resulting piece of lace can be worked to any length desired by removing the bottom bar of the hairpin and slipping the loops off the end. The strips produced by this process can be joined together to create an airy and lightweight fabric. Various types of yarns and threads can be used to achieve different color, texture and design effects. Examples of items made with hairpin lace include scarves, shawls, hats, baby blankets, afghans, and clothing. Hairpin lace can also be added to sewn, knitted, and crocheted items as a decorative accent.
7. Rag Crochet uses strips of fabric and usually a large hook to crochet the strips. The great thing about this is that we can finally use up all that fabric we have hoarded for years. Combine scraps and perhaps use some that you have recycled. Great for bags, floor mats, items of jewellery, kitchen mats and trendy hats.
8. Interlocking Crochet is sometimes referred to as double filet, intermeshing or interweave crochet. It is a technique where 2 layers of filet mesh are worked simultaneously and interlocked together to create a reversible fabric. The geometric designs that this stitch can create, combined with different colour combinations, is perfect for rugs and garments. There are over 80 stitch designs.


So why not live dangerously and try a different form of crochet - you might surprise yourself!!



Look at the books on techniques we found to inspire you!!



JW7410 Visual Quick Tips Crochet \$19.95*



104035 Special Techniques & Stitches in Crochet \$35.60**



871037 Learn to Do Yo-Yo Crochet \$15.00



873855 Cro Tat Bath & Beauty \$14.30



104037 Chain-Free Crochet Made Easy \$35.70**



871063 1-2-3-4 Double-ended Hook Crochet \$12.95



873421 Crochenit Beautiful Baby Afghans \$13.95



121033 Modular Knitting Made Easy \$16.70



871071 Learn to Free-form Crochet \$15.90



LA4466 I Can't Believe I'm Lace Knitting \$32.20*



842251 On the Double Sampler Afghan \$19.95 - (Crochet-on-the-double)



871072 Learn to do Hairpin Lace \$13.70



*Books with * or ** after price indicate extra post may apply.*

871103 Learn to Delta Lace Crochet \$13.70



874015 How to Crochet on a Roll \$12.95 (Bullion Stitch)



877539 Chain-Free Crochet \$27.50*



871201 - 101 Crochet Stitch Patterns & Edgings \$26.95**



874053 How to Crochet the Celtic Way \$14.30



878531 Learn Slip Stitch Crochet \$15.95




871233 Beautiful Bullions \$13.80



877519 Delma's Diagonal Stitch \$14.95



ASN1308 Learn to Crochet Socks \$15.95



871382 Learn Drop Stitch Crochet \$16.25



877514 Hobnail Crochet \$14.20



ASN1354 Learn to do Pattern-Play Crochet \$18.50



871383 Learn Short Row Slip Stitch \$16.25



875559 Spectacular Polish Star Fashions \$16.35



ASN1405 Learn to Knit on Circle Looms \$16.95



ASN3766 Learn to Tat (with DVD) \$25.40*



TFDBELLES Beaded Belles \$12.10



LA4529 - 50 Fabulous Knitted Lace Stitches \$27.90



871045 Learn to do Bavarian Crochet \$20.70



TFDHB Crocheted Heirloom Beaded Bags \$12.10



LA75473 Learn to make Mile-a-Minute Baby Afghans \$9.50



LA4963 Take-Along Afghans \$14.55




PO204 Candlewicking Pot-pourri \$12.95



LA75343 Socks to Go \$6.50 (Knit)



SP8511 Handbook of Crochet Stitches \$21.95**



LA4014 Crochet Overlay Jewelry \$26.20*



LA75033 More Crochet Stitches -Begin Guide \$8.30



SP8407 Granny Squares \$21.95*



LF74 Irish Crochet Lace Early 20th Century \$32.65**



LA5599 Ultimate Beginners Guide to Tunisian Crochet \$18.75

