



# Crochet Extra

107th Edition - February 2015

Welcome to the beginning of 2015. I hope your Christmas break was full of joy with family and friends and that your creative minds are ready for a brilliant 2015. I myself visited with family and friends in the Sydney and Newcastle area, and recharged my battery. I was also able to spend some time completing some projects for myself. We had 10 children around for Christmas which brought lots of joy and entertainment.

I also used the time to explore some new yarns and other new products that I am sure many of you will love. The first of these arrives this month - silk thread from The Loom. This thread is a bit



of a luxury thread, light and great for the warmer climates. It is ideal for cowls, shrugs, wraps and summer lacy tops. There are 9 different types of the silk thread to choose from, in some vibrant colours as detailed in new products. All projects have a lovely soft finish, although I personally prefer to crochet with the sheen silk threads. If you are not sure where to start there are some kits available as well. For this month there is an introductory offer of 10% discount on the usual price.

I was also reflecting on the questions coming my way just before Christmas and have decided to add a Craft Tips Corner to the newsletter each quarter. If you have a tip that you have found in your crochet, knitting, tatting or hardanger that you would like to share, please also send it in.

Now that my settling in period has passed, I look forward to visits from those who live in the area or are just passing through, who would like to look at the yarns we have in stock, match colours to existing work or discover a suitable book. But please do phone ahead. If you would like to arrange a group visit after February please call at least two weeks before hand to arrange this. Groups can visit Wednesday, Thursday or Friday.

Lynda

**Crochet Australia,  
PO Box 285  
Yandina Qld 4561,  
(07) 5472 8586.**



## Theme - Supporting Australian Charities

I hear many conversations about the charity work that people do - assisting others using the skills that we have. Our skill is our craft. However each of us are good at, or prefer to make certain types of items, hence need to find the right charity that we can donate our items. There are a number of ways to start looking for the charity that's right for you, or to make items suitable for charities. But if what you make can't be used directly by them, they are always suitable for sale in the fetes and other fund-raising activities they hold.

Firstly start local. The local hospitals or hospices are good starting points. They are often in need of items in the maternity wards for both mother and baby, the cancer wards for those undergoing treatment and the children's wards. They welcome blankets, beanies and hats, and baby gowns. Crisis centres are another good starting point - as many people arrive with nothing. Their need is very broad and almost anything that is made can be used, such as jumpers, tops, socks, beanies and hats (in winter) and blankets, for both adults and children. And the local nursing homes can always do with blankets and tray doilies.

There are also state and national organisations, such as the Ronald McDonald House, Wrapped in Love and Angels for the Forgotten. A search on the internet will give you the details of these organisations. For those on Facebook - Crochet for Charity Group - and those on Ravelry - Australians giving a knit Group - detail charities - although many advertise for knitting, they also accept other craft.

Another great way of contributing is through a craft group. Groups often decide on a charity to support and how they are going to support it.

Of course not all charities are limited to people. Animals are also in need of items, such as dog coats to keep them warm and feel loved.

As I get questions about charities available, I'd like to know which charities customers of Crochet Australia support, in order to understand how the crochet community assists, and to help others in the community contribute. Please send in details of any charities that you/your groups supports. We will post on our website the list of charities that you are all supporting, which also helps others who haven't yet decided who to support.

The books in 'Look what we have found' are just some of the items suitable to make for charities.

Email: [info@crochetaustralia.com.au](mailto:info@crochetaustralia.com.au)  
Website: [www.crochetaustralia.com.au](http://www.crochetaustralia.com.au)  
ABN: 31 595 069 229




## Book of the Month



**879537 Love Stitches \$25.10 \*Please note this is a heavy book**

Can also be used as a charity crocheter's ultimate resource for all types of stitching for giving. Create 44 projects to show how much you care. Easy and attractive patterns for children and babies, animals and the displaced are featured. Try your hand at caps for all, blankets, receiving blankets and booties, froggy security blanket, baby jacket and hat, baby sox, bags, shawl, chemo cap, toe warmer and scarves and mittens. A section on various charities that accept crocheted items is included, making it easy for groups or individuals to connect with those who can use the items most.



## Look what we found!



**879524– Prayer Shawls 2 \$15.95**



**121027– Knitted prayer Shawls \$17.75**



**SP009– 20 To Make Crochet Beanies \$12.95**



**SP7073– 20 To Make Knitted Beanies \$12.95**



**879532– Slip-Stitch Caps \$13.95**



**ASN1425– Knit a Dozen Beanies \$12.40**





LA3832– Quick Caps \$13.90




LA5939– Slouchy Beanies & Headwraps \$15.95



LA5780 Baby beanies Made with the Knook \$15.30



LAFVOL6– Top For a Tot \$12.50



842653– Sensational Shawls on the Double \$12.95



Crocheted & Knitted Outfits for Dolls and Premie Babies \$12.92 Each

Numbers-BK24 & BK26



BK19– Crochet Matinee Jackets \$12.92



PP289– Pretty White Premature Outfits \$21.95



871376– Sweet & Simple Baby blankets \$15.00



LA3513- Fresh Afghans for Baby \$15.15



LA5777– Baby Blankets Made with the Knook \$15.30



121083–Modular Mix (Knitted Afghans) \$18.75





ASN1347– Knit Afghans of Many Colours \$22.40



NMTLC0003– Tender Lovin' Care Afghans \$9.50



LA3294-Patchwork Patterns \$12.45



LA4429– Great Grannies \$17.90



873814– Heartland Comforts \$14.30



878542– Slippers Hooked on Crochet \$15.95



LA3846– Cozy Slippers & Throws \$13.85




121049– Knit a Dozen Plus Slippers \$13.70



LA4804– Enviro Totes \$8.30



SP487561-Little Bears to Knit & Crochet \$19.95.



D246396– Crochet Teddy Bears \$14.95



101120– Hug-a-Bug \$10.95



LA934– Dog Sweaters \$9.60

**\*\* Please note a very heavy book**





**885141 Hats for healing & Hope \$8.95**



**878536 –Think Pink Crochet for Cure \$27.50 \***



**877531– Quick to Stitch Prayer Shawls \$16.20**



**871044 Chemo Caps & Wraps \$24.95**



**LA4225 The Prayer Shawl Ministry \$20.95 \***

**Books marked with \* or \*\* will attract higher postage because of their weight.**



## New Arrivals Silk Yarns



Welcome to our new range of silk yarns from The Loom Bangkok – They've put 40 years' experience and passion for silk in creating these special yarns. Ideal for knitting, and crochet, it also adds exclusive touches to your quilt, embroidery, and other craft projects. There are 9 types of silk yarn available. Pictures of items made from this yarn are noted. This is a brief overview of the 9 yarns. This information, colourcharts, kits and free patterns can be found on our website.

Pictures of items made from this yarn are alsnoted.

**SILKMULBN — Mulberry Hybrid** - 100% Silk. Ultra shine, ultra soft, and ultra smooth. This is a 4 ply sport weight yarn, coming in skeins of 25grams. Comes in 20 bright colours. **\$13.00**

**SILKMULH — Mulberry Native** - 100% Silk. Super sheen, super soft, and smooth yet slightly slubby. This is a 4 - 5 ply Sport weight yarn, coming in skeins of 25grams. Comes in 11 pastel colours. **\$12.00**

The Mulberry Hybrid and Mulberry Native make lovely shrugs/shawl sand delicate scarf for the spring/autumn weather.

**SILKRIS — Risoni** - 100% Silk. Medium sheen, medium soft, and smooth with section-al slubs. This is just right for delicate wraps and shrugs. This is a 2ply lace yarn, coming in skeins of 25grams. Comes in 14 bright colours. **\$10.00**

**SILKSPECK — Speck** - 100% Silk. Matt, rustic texture, soft, and slubby. This is a 4 ply sport weight yarn, coming in skeins of 25 grams. Comes in 12 pastel and neutral colours. **\$8.00**

**SILKFUS100 — Fusilli 100** — 100% Silk. Texture is similar to hand-spun yarn, medium

shine and softness. This is a 2 ply lace coming in skeins of 25 grams. Comes in 12 bright colours. **\$9.00**

**SILKFUS80 — Fusilli 80** — 80% Silk 20% Cotton. Texture is similar to hand-spun yarn, and has a slightly marbled colour. This is a 4 ply yarn coming in skeins of 25 grams. Comes in 12 colours. **\$9.00**

**SILKFUS30 — Fusilli 30** — 30% Silk 70% Cotton. Texture is similar to hand-spun yarn, and has a highly marbled colour. This is a 3 - 4 ply yarn coming in skeins of 25 grams. Comes in 12 pastel colours. **\$6.00**

**SILKGROSS — Grosso**—100% Silk, low shine, soft and fluffy, large, and uneven texture. It is ideal for making a fluffy scarf for warmth in cold weather. The slubby appearance of Grosso yarn also makes a cheerful go-anywhere tote. This is a 12ply chunky yarn coming in skeins of 50grams. Comes in 22 pastel colours. **\$9.00**

**SILKCHEN — Chenille**—100% silk, soft and fluffy, large and furry texture. This is a 12ply chunky yarn coming in skeins of 50grams. Comes in 17 colours. **\$15.00**

**KITS**— Four kits are available with a pattern and silk thread to complete the pattern. Scarf made from Speck , Albodora Shawl from Mulberry Native or Mulberry Hybrid, Batwing shrug form Risoni, or a scarf from Mulburry Native or Mulberry Hybrid. You choose the colour. Plus free knit patterns, for shawls.



**As a special introduction of this new yarn, all purchases for February will get a 10% discount on the above price.**

The silk comes in skeins, so is best rewound into a ball by hand or with a wool winder, using a swift to hold the yarn, a chai, someone else's hands or even your own feet.