



Crochet Extra

110th Edition- May 2015

April was certainly a busy month with Easter and Anzac. It was also extra busy for us here, as April is the birthday month in our



family. We went for a short trip to Melbourne for some celebrations—unfortunately I missed the poppy display in Federation Square (by one week), but the photos of this were spectacular. They exceeded their 5000 poppy target, reaching 250,000, and created a very moving display. See more pictures overleaf.

Another crochet exhibition opening this month is the Sunshine Coast

Satellite Reef - a coral reef that is crocheted by people around the world, including Australians. This is part of a world wide movement to raise awareness of crochet and the threats to the reef itself. It was started by two sisters living in Los Angeles, who had grown up in Queensland. This free exhibition is on at the Caloundra Regional Gallery from 13 May until 28 June. The gallery is open Wednesday to Sunday 10am - 4pm. Take some friends and make an outing.



At Crochet Australia we are starting crochet lessons. These will be held on Tuesdays. The first lesson starts this month for beginners. If you know anyone in the Sunshine Coast who would like to learn, let them know. Information is on our website and Facebook page. But this is just the start! Over the coming months we are going to introduce advanced techniques to help you become more experienced and include online tutorials. If there is anything in particular you would like included in these sessions, please let us know.

Next month we will include the Customers Corner—so please send in pictures of what you've been making.

Lynda



Crochet Australia,
PO Box 285
Yandina Qld 4561,
(07) 5472 8586.

Theme of the Month - Home Décor

Making your own home decor is a great way to really make your home reflect you and your family. They also make great gifts and/or items to sell at markets, and can be done by both beginners and the experienced. Items can be practical or decorative, whimsical or classical, bring warmth or cool – whatever you desire.

Many modern new designs are now available, using all sorts of material. These include baskets, wall hangings, vases of flowers, or pot

plants, cushion covers, floor mats and some great new look Afghans. There are also some great novelty items that add a whimsical flair to your home, such as cup holders, egg warmers, tea cosies, jug/cup covers, pot holders and wash



cloths, in addition to the traditional doilies and table covers.

One yarn very versatile for home decor is nylon

cotton. I've been using it for making sturdy household items such as rugs and wall hangings, as it is nice and tough and soft at the same time. And it can be used in various crafts - I've also been making macrame items with it - and it makes great fringes on things.

Of course it doesn't have to be something new – decoration can be added to existing items to give a new look to your home.

Try making the free basket pattern we've included from [Make My Day Creative](#) — it's a great way to store your yarns and threads. In our 'Look what we found section' we feature some of the books with great home décor ideas. There are also new books arriving over the coming months which give more ideas—so keep a look out for these.



Email: info@crochetaustralia.com.au

Website: www.crochetaustralia.com.au

Facebook: www.facebook.com/crochetaustralia

ABN: 31 595 069 229



Tip of the Month

Colour Selection



Choosing the colour for your project can often be the hardest part – particularly with some yarns where there is a large variety of colours available. And of course it becomes even harder when you are making a project with several colours.

I attended a 'Creative Colour' workshop recently and discovered how useful a colour wheel can be. And the best thing is, it is not limited to fibre crafts, but is useful for all aspects of life. Below are some of the things that I learnt, that I thought you would find useful:

- Keep in your stash colours that you don't like, as well as colours that you do – it helps enhance the colours that you do like, and can often look good when combined with other colours (see below).
- Darker end of the scale (hue) – brings warmth and closeness. The light end of the scale (hue) – is cool and gives distance. Projects often need both to bring harmony.
- Using white with colours will help other colours stand out.
- Using black with colours will dull other colours.
- Using grey will enhance the other colours used.
- When using colours try to use 3 hues of colour – light, medium and dark. Light at the top and dark at the bottom, as this is easier on the eyes.
- When using the colour wheel to select colours, be clear on the objective:
 - If blending– select colours from the two wedges either side of the main colour.
 - If contrasting– select colours from directly across from the main colour.
 - If looking for a difference – select colours that create an equilateral triangle on the colour wheel (every fourth colour).
- Once you've selected the colours, order them from light to dark (the hues) and check that you have the three hues. You can of course use all the same hues, but having all three brings more depth to your project.
- Lastly – the emotional impact of colours:
 - Red – stimulates the sense, is passionate and aggressive.
 - Blue – imbues trust and is calming.
 - Yellow – brings energy.
 - Green – considered to be growing and good.
 - Brown – brings comfort.
 - Orange – warm and cozy.
 - Purple – brings mystery and a sense of regalness.



Haven't got a colour wheel? We have some coming in May.






Lynda's Book of the Month



871033 Crochet Around the Home \$15.00

Have fun crocheting practical yet elegant comforts using various weight yarns. Great ideas for gifts and fetes. Enjoy making placemats, trellis afghan, couch tissue box cover, towel hangers, round and square dishcloths, jar toppers, table worked in large square motifs, very elegant shell afghan, small round doily, oval floor mat, quick rug with bulky yarn a 2 pattern row repeat but very effective, colourful French dishcloth, shell place setting including coasters and napkin rings, covers for wire coathangers and 3 delicate edges for household linens. 38 pages.



Look What We Found




LA4277 Retro Home Décor \$19.60




PARC114R Knitting in Cotton for Your Home \$11.20



BK05 Laced with Love \$12.95



LA3298 Home Décor Afghans \$14.95



RH9090 the Hand Knitted Nursery \$35.50 **




873296 Big Needle Knit Rugs \$11.35



LNSB7 Hardanger Potpourri of Pillows \$23.95



A8745 New Tatting \$34.95 **



LH18 Tatting Innovations \$32.20 *



LA75127 Velvet Touch Décor \$9.30



LA4838 Aran Pillows to Crochet \$14.55



871027 Treasure Cakes \$15.00



LA4547 crochet Your Cares Away \$23.60



ASN1406 Crochet for the Kitchen \$16.35




MB6400 How Tea Cosies Changed the World \$29.95 **



PB5207 Let's Get Cosy (Knit) \$19.95

*



NN153 Heartwarming Heart Hardanger \$9.25



874052 Faux Monk Rugs \$10.95



LA3782 Stylish rugs for Every Room



101074Z Country Rugs 10.00

*** and ** indicate heavy book and therefore higher postage cost.**