



# Crochet Extra

112th Edition - July 2015

The Sunshine Coast Agricultural Show took place in June, and I ventured down to see the many creations submitted. I was very pleased to see that in the crochet, knitting and tatting classes, many of you, my customers, had taken out first, second and third places. Congratulations to you all. I was fortunate that a number of you had called in before taking your items down to be registered and I was able to get photos for our next instalment of Customers corner. I know there are many other shows taking place and I look forward to hearing how you all go, and seeing your masterpieces. They give inspiration to us all.

It is hard to believe that this time a year ago I purchased Crochet Australia from Vicky and Ray Moodie. It has been an interesting and rewarding year, with lots of change - my move from Sydney, learning the ropes and getting to know you all. Thank you all for your patience in the early days, and your continued support. To mark this 1st year every customer will receive a free pen when they spend over \$50 in July - a limit of one per customer.

The most rewarding element for me is seeing and hearing about the items you create. The crochet community is a very creative and caring group and I'm proud to be able to help you achieve this. I look forward to continuing to see you - Mondays and Tuesdays - just call in between 9am and 3pm. All other days please call in advance to make sure we are open. If you belong to a group, call and arrange a group outing - Wednesdays and Fridays are generally best for these, but other days can be accommodated.

With this cool winter weather, I hope you find plenty of inspiration in our theme for this month.

Until next time

Lynda



**Crochet Australia,**  
**PO Box 285**  
**Yandina Qld 4561,**



## Cozy Claws - feet and hands

They always say that 'if your hands or feet are cold the rest of you is cold'. In my case it is definitely true, and I've spent many a day crocheting socks and slippers, gloves and mittens to keep them warm - for myself and others. This cool weather is the perfect time for making them. If you are traveling they are the perfect thing to take - as a finished item or a WIP during travel.



Better still, you don't always need the fine yarns for making socks. Many patterns exist for socks made from 4ply or 8ply yarn, keeping you cozy, and slippers and gloves are warm when using 8ply or thicker yarn.



As these are small projects, they are reasonably quick to create, and make great gifts. Of course they are not just for the warm weather - lacy gloves can bring a touch of elegance to an outfit and cotton socks are also great in warmer weather.

The shops of course are full of machine-made socks, slippers and gloves. But making them yourself means you have more choice for your colour, style and pattern - some of which you can't buy in the shops.

Many new patterns have given the traditional booties and gloves a boost. Why not try leg warmers (coming back into fashion) or wrist warmers (the new fashion accessory).



For the tatters and embroiderers a touch of elegance can be added to handmade or bought



gloves, by the addition of decorative edges. We hope you find something suitable in our collection of patterns and accessories to keep your feet and hands warm. Try this month's free pattern for [fingerless gloves](#).

Email: [info@crochetaustralia.com.au](mailto:info@crochetaustralia.com.au)

Website: [www.crochetaustralia.com.au](http://www.crochetaustralia.com.au)

Facebook: [www.facebook.com/crochetaustralia](https://www.facebook.com/crochetaustralia)

ABN: 31 595 069 229



# Tip of the Month

## Yarn Weight/Ply



Several questions have come our way regarding yarn weight/ply. Many of the patterns are written in other countries and invariably use a different measure for yarn weight than what we do in Australia. Additionally the term ply has different meaning in the USA (meaning the number of strands that are twisted together) than in Australia., where we use it to refer to the thickness of the yarn.

A number of tables exist explaining the relationship that exists - the most comprehensive one I've found is included in Yarn magazine. However it is copyright and cannot be reprinted here. Instead, I have included below the yarn classification sourced from the Craft Yarn Council of America [[www.craftyarnCouncil.com](http://www.craftyarnCouncil.com)] and what this means [referring to Ravelry and Nancy's Knit Knacks]. They have also introduced a new 7 weight category within the past year. Note that this table doesn't include the threads finer than 10, which have their own classification.

Yarn Weight Symbol (CYCA)	Type of yarns in category	Wraps per inch	Ply (AUS, NZ)	Knit Gauge*/ needle size	Crochet Gauge**/ hook size
	Fingering, Lace weight, Fine, Bedspread weight, #10 thread	20-23	2 ply 3 ply	33-40 sts 1.5 – 2.25mm	32-42 sts 1.6-1.44mm
	Sock, Fingering, Baby	19-20	4 ply	27-32 sts 2.25-3.25mm	21-32 sts 2.25-3.5mm
	Sport, Baby	15-18	5 ply	23-26 sts 3.25-3.75mm	16-20 sts 3.5-4.5mm
	DK, Light Worsted	12-14	8 ply	21-24 sts 3.75-4.5mm	12-17 sts 4.5-5.5mm
	Worsted, Afghan, Aran	9-11	10 ply	16-20 sts 4.5-5.5mm	11-14 sts 5.5-6.5mm
	Chunky, Craft, Rug	7-8	12 ply	12-15 sts 5.5-8mm	8-11 sts 6.5-9mm
	Super Bulky, Roving	5-6	Over 12 ply	7-11 sts 8-12.75mm	6-9 sts 9-16mm
	Jumbo, Roving	5 or less	Over 20 ply	6 and fewer sts 12.75mm plus	5 and fewer sts 16mm plus

\* Stockinette stitch over 4 inches


\*\* Double crochet over 4 inches (Aus terminology)

The above is only a guide and some types of yarn are included in more than one category. Additionally, there is some variation between manufacturers as to how they classify their yarn. For example, many patterns call for worsted yarn which could be a size 3 or 4 yarn. What is most important is to take time to do a gauge swatch for the project and adjust accordingly.

I often use 8ply yarn when a pattern calls for yarn category 4 or worsted weight yarn and adjust my tension/stitches based on the gauge swatch.



Between 1st and 17th July all orders over \$150 will receive free postage—regular post by Fastway or Australia Post.



## *Look What We Found*



**B1276 Cozy Toes for Baby**  
**\$29.50 (Crochet & Felt)**



**LA5343 Socks to Go \$6.50 (Knit)**



**876535 Fun-to-Wear Crochet Socks**  
**\$17.25**





**LA3035 Slipper Socks for Kids**  
\$10.50 (Crochet)



**ASN1317 Knit a Dozen Baby Socks**  
\$13.35



**121049 Knit a Dozen Plus Slipper** \$13.75



**ASN1456 Hats, Scarves & Mittens**  
\$15.95 (Crochet)



**874050 Precious Baby Booties**  
\$12.30 (Crochet)



**SP6410 Knitted Baby Booties**  
20 to Make \$10.95



**LAPAT500861 Next Step Four Sock Slippers** \$9.50 (Knit)



**871375 Bavarian Crochet on the Go** \$14.50



**121028 How to Knit Socks (3 Methods)** \$21.95



**871123 Crocodile Stitch Fashions** \$22.95 (Crochet)



**871317 Chenille Baby Booties** \$7.95 (Crochet)




**873692 The Ultimate book of Knit Socks** \$14.30



**ICM003 Complete Guide to Crochet Vol 2** \$26.50

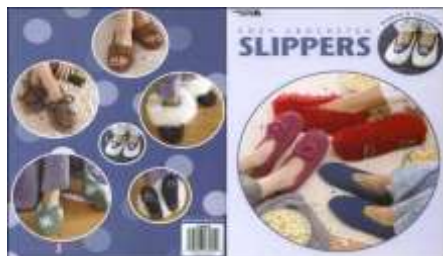


**ASN1457 You Can Crochet Socks** \$12.95



**ASN1426 A Dozen Darling Baby Booties** \$14.20





**LA3562 Cozy Crochet Slippers**  
\$16.50



**LA75472 Boot Cuffs & Ear Warmers** \$9.50 (Crochet)



**871125 Big Foot Boutique**  
\$13.70 (Crochet)



**842711 Slippers Thru the Year** \$12.95 (Crochet)



**LA3982 More Easy Accessories**  
\$15.25 (Crochet)



**875525 Soft-Step Floral Slippers**  
\$11.55 (Crochet)




**871061 Learn to Crochet Socks Toe-Up Way** \$14.95



**LA75488 Hats & Handwarmers for the Family** \$9.50 (Crochet)



**879531 Slippers by the Dozen**  
\$13.35 (Crochet)




**878542 Slippers Hooked on Crochet** \$15.95



**IW87394 Crochet Baby Gifts**  
\$22.95




**NMCC0121 Slippers Creatures Comforts** \$7.50 (Crochet)



**885135 Family Fun Slippers** \$10.50 (Crochet)



**LA2858 Slippers for the Family** \$11.30 (Crochet)



**PARK207 Bootie Book (Revised Ed)** \$10.75 (Knit)



**ACCSOCKLOOM Sock Loom** \$33.50 (Waiting for delivery from Supplier)