



Crochet Extra

113th Edition - August 2015

It has been a busy month here at Crochet Australia with many people coming in to visit and attend the workshops and classes. It was great to see the work that was put in and hear the conversations and new friendships being formed. Next month we are featuring the corner 2 corner (or diagonal stitch). So if you are in the Sunshine Coast and have time on Tuesdays, call and book your spot.

We've received our long-awaited shipment of excel metallic yarn and now have all colours back in stock. Contrary to reports by Spotlight—it is still being produced—just no longer available in Spotlight stores. I was fortunate that my mother was visiting and helped to get all the backorders out the door.

Naturally have also released a brand new lace mohair yarn - Delight. It is wonderfully soft and currently comes in 11 colours. More colours are expected to be added before next season. See our New Arrivals for details.

Annie's have been updating their collection of instructional DVDs, and released quite a few new ones. They've also discontinued a number of their previous releases. A number of the new DVDs are now in stock, and detailed in New Arrivals.

I will be upgrading the website over the coming months due to change in technology platforms. This will mean some changes to the look and feel of our website. If you have any suggestions or improvements, I would love to hear them so that they can be factored into our upgrade.

Next month we will feature our customers corner. We've received some great picture already of the hard work you have all been doing. I look forward to seeing more. I receive many favourable comments about the inspiration they provide for others, whether it be the colour combination, the stitch you've used, the type of yarn you've used or the pattern itself.

Keep up the good work.

Lynda

Crochet Australia

PO Box 285

Yandina Qld 4561.

(07) 5472 8586.



Theme - Mainly Manly

Nothing shows love better than a handmade gift. With Fathers Day just around the corner we've chosen to look at the many 'manly' gifts you can make. Of course there are many other occasions that these manly focused items can also be relevant - birthdays, Christmas or just because!



The most prominent are sweaters and vest, gloves, slippers and scarves that can be worn with pride. With hopefully the last of the cool weather coming our way, wool or acrylic make lovely warm items. If you are looking for something they can wear in the coming spring, substitute cotton. Blankets are also nice to keep feet and legs warm when going to the park, watching TV or to take camping or fishing. Customize them with the colours of their favourite footy team, or other game. Add a matching cushion for extra comfort.



Does your Dad like fishing? Use our nylon range and crochet up some mesh bags to hold the fish when it's caught, or the bait, or to make a bag to store personal items when on a camping or fishing trip.

Is your Father an avid sports person? Our free pattern for golf stick covers, make a great gift. Mesh bags are also useful to hold shoes or balls.

For the businessman, make up an iPad/PC/Phone pouch, tie or a pen/pencil holder. Glasses cases, tissue box covers, coasters and baskets for holding items also make wonderful gifts.



What man can go without mug/cup holders? (they can even be turned into stubby holders). Egg warmers, hot water bottle covers or even storage caddies are other suitable gifts. Once you start to explore, there are so many things to make. Many of the patterns featured in books and magazines are made with feminine colours - but substituting these for masculine colours means you have a gift for any male. Or try our free pattern—[knit](#) or [crochet](#) golf stick covers.



Email: info@crochetaustralia.com.au

Website: www.crochetaustralia.com.au

Facebook: www.facebook.com/crochetaustralia

ABN: 31 595 069 229



Tip of the Month



A collection of tips for knitting and crochet

Over the months I've received a number of general tips from people, to share with you in this section. I hope you'll find some of these of use, and thank you to all who have contributed your tips to help others.

1. To count rows when knitting in stockinette stitch, count the ridges on the reverse side. To count rows in garter stitch count each ridge as two rows.
2. Counting rows between cables can be tricky. Slip a marker or contrast yarn between stitches on the cable row and pull it out afterwards.
3. Often circular needles become stiff and curly when in storage. To ready them for use, soak the needles in warm water for a few minutes, then straighten them between your fingers.
4. When knitting, instead of joining shoulder seams by casting them off separately and sewing them together, try casting off the two sets of stitches together to make a softer join. This is done by working on the wrong side (right sides together). If you want the join to be a feature, put the wrong sides together. This requires three needles.
5. Re-usable peel-off stickers are ideal for keeping you place in a chart or pattern. If positioned above the row you are working on, you can see how it relates to what you've already done.
6. Use bobbins to knit/crochet small areas of colour, to avoid tangles in your yarn.
7. When designing, knitting or crocheting with natural-fibre yarns and you need to unravel a section of work, you can steam out the wrinkles in the yarn by holding yarn over a recently boiled kettle – making it easy to reuse. Always wind it loosely.
8. For longer life, store your hooks and needles so that they don't rub together, as this will cause them to scratch and develop burrs. And clean them regularly so the yarn continues to slide on the hook and needle.



Lynda's Book of the Month



The Footy Rug Book 2

Help show support for your football club by crocheting a rug, scarf and beanie in the team colours.




This book includes a set of instructions for making the base rug, scarf and beanie - which are made using a striped crocheted lattice, then weaving through crocheted strands. You will also need the [tartan weaver needle](#).

All made using 8ply yarn. The rugs measure approx 116cm by 130cm wide. The scarf measures approx 32cm by 170cm

The beanie fits an average head, but instructions are included for making it smaller.

16 colour combinations are included - but you can also design your own.

Special for August—buy the book and tartan weaver needle together for \$11.00



Look What We Found




TFDISTART \$9.50 The Tartan Rug Book (Crochet)




N1207 \$5.50 Tweed Knit Sweater



871406 \$23.95 Crochet Gifts in 1-2-3



LA390 \$3.50 Shaker Stitch Vest (Crochet)



ACCTARTWEAVE Tartan Weaver Needle \$5.00

For making tartan and footy rugs.




878533 \$15.95 Top Down Sweaters (Crochet)



SP6342 \$ 9.95 Knitted Egg Cosies: 20 to make



878541 Sweaters for Men \$15.95 (Crochet)



HHT300 \$31.90 Tat's Where I Stop (Tatting)




CMPATC058 \$5.00 Pouch Shopping Bag (Crochet)




HHT311 \$17.90 New Critters on the Block (Tatting)



ASN1265 \$36.75 Knit It Wear It




885129 \$8.95 Magnetic Crochet Bookmarks



BK28 \$12.95 A Crochet Library of Bookmarks

* and ** Indicate heavy books, therefore higher postage costs



**LA3298 \$14.95 Home Décor
Afghans (Crochet)**



**ASN1425 \$ 12.40 Knit A Dozen
Beanies**



**COTNYLON Iris #18 Nylon Thread
\$10.05 per 200gm ball**



**COT8HEIR Heirloom 8ply cotton
50g balls (120m). \$5.85 per ball**



**A086464 \$21.95 Coffee Cozies
(Knit)**



ACCYRNBOB6 \$1.60
For holding small quantities
of coloured yarns



**SP6069 \$11.95 Knitted Mug Hugs:
20 to make**



**873814 \$14.30 Heartland
Comforts (Crochet)**



**ACCMAGSCISHOOK
\$8.95**

**Magnetic scissor
holder, great for
the workshop and
craft room**



**LA5779 Simple Scarves made with
the Knook \$14.95**



**ACCWRISTBH Wrist
Ball Holder \$14.30**



70220 Quick Stitch Crochet \$32.50

