



Crochet Extra

114th Edition - September 2015

Spring is one of the seasons I love the most, and it's finally here. The new growth in the gardens, the budding flowers, new birds chattering away and the cool mornings followed



by longer warm days. My grevillea trees are all covered in flower and attract many birds. It also means I can get out and plant some seeds in my new vegetable garden!

This month we've uncovered some tools to help the crocheter, knitter and tatter. For the knitter and crocheter we have hook gauges - the second-most used items in my tool box! I discovered three new ones, each unique in their own way. I'll have all three available for the month of September, along with the existing Birch gauge, and will decide which one to continue to stock based on feedback from you.

Do you avoid crocheting with dark yarn or struggle using it? Try the new Crochet Lite hooks—they have a built in light at the tip to apply light exactly where you need it. They are also great for crocheting in the dark without having to turn on lights and disturb everyone else.

The bobbin stackers are perfect for the tatter to keep your bobbins of thread arranged so you can see them all.

See them all in our what's new section.

At our crochet workshops this month will be working on flowers - they require a number of different techniques that aren't always used in other types of crochet. In our customers corner section this month we show some of the items attendees have been working on during the workshops.

Enjoy the beginning of spring.

Lynda

We will be closed for business on Friday September 4th. All orders received during that day will be processed and filled on Monday 7th.

**Crochet Australia,
PO Box 285
Yandina Qld 4561.
(07) 5472 8586.**



Theme—Spring Weddings

The arrival of spring also marks the beginning of the wedding season - with beautiful gardens and outlooks for photos and vibrant colours that complement the bride, bridal party and guests. A hand-made item made by the bride herself, a family member or a friend, adds something special to the day. They can also be the 'something new, something borrowed or something blue' for the bride.

Decorations for the church, ceremony or reception are aplenty - horseshoes, bells, cake holders, ring-bearer pillows, or dolls. All are lovely done in a crisp white cotton, but can also bring a touch of sparkle when done in the metallic threads.

For the bride herself, the most ambitious is the wedding dress! But there are also many smaller projects that can be done in a much shorter time-frame: crochet motifs or insets for the dress, accessories - hair pieces and veils, garter belts, delicate gloves/ mittens; bouquet; bolero, shawl or wrap for the cooler evenings; jewellery; or keepsake bags.

Bridesmaids and flower girls will look lovely with their own hand-made bouquet, hairpieces, gloves or mittens and jewellery. Elegant evening bags also add a touch of class and can be brightened up with beads. Bolero jackets, wraps or a shawl are also useful for the spring evenings can cool down.

Personalized handkerchiefs make lovely gifts for the members of the bridal party and for the groomsmen. Mother of the bride or groom and wedding guests shouldn't be left out either. Elegant bags, hair pieces, shawls and wraps, gloves or mittens and handkerchiefs can be made.

Cottons and metallic threads can be used for any of the above. Or add a touch of luxury for the occasion using silk or rayon threads. Adding beads can bring a different look again. Seed beads or pearls are best for this. Whilst we only sell pony beads, seed beads and pearls can be purchased from Beading Supplies Australia - www.beadsuppliesaustralia.com.au

In our section 'Look what we Found' we've discovered some amazing patterns for the above, suitable threads and other bits and pieces. You are bound to find something whether you are the bride, a member of the bridal party, a family member or guest at a wedding this spring. Start off with our free [knit](#) or [crochet](#) pattern.

Email info@crochetaustralia.com.au

Website: www.crochetaustralia.com.au

Facebook: www.facebook.com/crochetaustralia

ABN: 31 595 069 229





Tip of the Month

Taking the curl out of Tunisian Crochet

With our Tunisian tie kits last month I had a couple of you ask – how do you take the curl out of tunisian crochet? Thanks to Olga W for her hints for dealing with this issue.

Knowing why it curls helps to identify techniques to take out the curl. Tunisian crochet (also know as afghan stitch) curls because of physics. Unlike ordinary crochet where the stitches are located on the top of the work, tunisian stitches are located on the front of the work. Every time you make new stitches, they are slightly forward and not exactly on the top of your previous row. This is why your work will end up curling forward.

To take the curl out of Tunisian Crochet, here are some helpful tips:

- 1. Blocking.** Blocking crochet is the one simple step to “mould” your work into the way you want it. Whether you choose to steam it with an iron or wet it and let it dry, blocking can be fast and easy to do.
- 2. Use a bigger hook.** Larger hooks reduce the amount of tension in your work. The less tension, the less curl there will be.
- 3. Alter foundation chain.** Turn your foundation chain upside down and pull up your loops through the back ridge of each chain instead. The back ridge is located behind the two loops of the chain that makes the “V” shape. This also gives a much neater finish to the edge of your work.
- 4. Use different stitches in beginning rows.** Purl stitches create less curl than other tunisian stitches. Some do the first row or even the first two rows in tunisian purl before starting on the pattern stitch.



Lynda's Books of the Month




Jenny's Bouquet—tfjb \$9.50

Crochet a bouquet of 12 native Australian flowers using Perle #8 cotton thread. A colourful bouquet of Australian natives are perfect to add a unique touch for a bride or bring cheer to the house or office. Or just crochet individual flowers to embellish your other items or make into hairclips - creating a unique talking point.

All patterns have both Australia and US instructions, and include symbol illustrations, with some additional tips for making your flowers look the best.

Flowers include: Plumeria/Frangipani, Pans, Gerbera, Daisy, Fuschia, Daffodil, Gum Nut, Warratah, Beach Calophyllum, Bougainvillea, Flannel Fflower, Hibiscus

By Jenny King. 42 pages



Bridal Accessories—MS3902 \$9.95

Australian book with 8 crocheted projects and 8 craft projects to add a special touch on the bride's special day. Crocheted projects include cake holders and baskets, horn, garter and bells, other projects include tulle topiary tree, ball and swan, umbrella, heart, horse shoe, and lace rosette. See also our Special kit for September.

by Mary Simpkins. 21 pages

Customers Corner

Below are some comments and masterpieces submitted by customers over the last quarter.

Send us a photo of your masterpiece (by email or on our facebook page—www.facebook.com/crochetaustralia), telling us which book it came from and which yarn or thread you used, and you can feature in our next edition of Crochet Extra.

Jan W – Maleny, Qld

Crocheted these items to submit to the Sunshine Coast show where she received a number of prizes. Knee Rug from Dazzle acrylic yarn – hexagonal motifs. Doilies from DMC Babylo – hexagonal motifs and pineapple designs.



Fiona M – Mooloolabah, Qld

Thought you might like to see how the Loyal wool knitted up. I'm very happy with the results. It is the best wool I have ever knitted with!




Janet B – Landsborough, Qld

Crocheted this Afghan from Dazzle 8ply Acrylic yarn – pattern from Better Homes and Gardens.



Leah H – Landsborough, Qld

Crocheted this Afghan in Heirloom 8ply Cotton adding the snowflake motifs done in Almina 4ply cotton for a unique 3D effect. Pattern from 'A Year of Afghans Book 13'. Leah selected 4ply to crochet the motifs so that it wouldn't add weight to the finished blanket. This was made for a teenagers' room and looks stunning.



Michelle F – Zillmere, Qld

Reflected her love of dragonflies in this table-piece using DMC Traditions Plus



Leigh W – Yandina Creek, Qld

Leigh mastered the trellis stitch at our workshops and completed this basket from Dazzle 8ply yarn. She then went on and crocheted more in different sizes.



Helen W – Toowoomba, Qld

Using her leftover Lizbeth cotton made flower motifs and joined them together to make this lovely light throw for a bed.



Evelyn W – Chatswood, NSW

Crocheted this beanie for her grandfather from Loyal wool to wear on those winter Sydney days. Beanie from Hats, Scarves and Mittens for the Family.



Lynda T – Yandina, Qld

From Loyal wool crocheted this poncho – adapting a design from Poncho Panache. For those of you who visited the store during winter would have seen that this became my winter go-to to keep warm.



Our August workshop featured the corner-to-corner pattern (also known as the diagonal stitch) and was mastered by all attendees – including one of our newbie crocheters. This is a sample of what was completed – baby blanket from Loyal 8ply wool, baby blanket from Dazzle 8ply and wash cloth from Heirloom 8ply cotton. One other baby blankets is still WIP. Good job everybody.



Brigitte H – Little Mountain, Qld

Crocheted from Lizbeth, and Babylo cotton – underwater scenes. Designs were her own.



Yvonne A – Woodridge, Qld

Just wanted to say many thanks for sending my order so quickly. It was packed well, and arrived here this afternoon. I'm very excited, as I haven't done any crocheting for about 20 years (I'm 57 years old). I bought the crochet hooks for arthritic hands as a birthday gift for my mother-in-law. The rest of the order is for me! I love your web site.



Clover Arthritic Hooks

Yvonne A – Woodridge, Qld

I received my parcel this morning. Thank you for your time on the phone yesterday, and the prompt service.



Amour hooks



Peter Pan Yarn

Yvonne H – Burpengary, Qld

Received the hooks today, thanks for you wonderful service.

Jenny H – Kangaroo Valley, NSW

Thank you so much for the parcel! It arrived safely and I appreciate all the trouble you went to - this will keep me occupied for a while! It is certainly good to know that I can go to your website and shop for all my crocheting needs. I haven't found a website yet that matches the range of products that Crochet Australia have listed for sale. You are the only one I've found so far that sells hemstitched handkerchiefs as I cannot buy them locally.



Hemstitched handkerchiefs



Jennifer V – High Wycombe, WA

Hi Lynda, Received the Susan Bates double ended crochet hooks last week and the Denise interchangeable crochet hooks today can't wait to get a chance to use them. Thank you very much they arrived fairly quickly to W.A usually I wait much longer than that so thanks.

Denise interchangeable hook set




Kathy W—Sydney, NSW

Using Almina cotton crocheted this mesh coathanger cover from CMPATC057.

I've been taking part in the yarn bombing run by the Caloundra Art Gallery along with some other Sunshine Coast customers. The work will be on display during the Caloundra Fringe Festival running from 25 September to 5 October 2015. Here's one of the items I've been doing—using Dazzle 8 ply yarn. It's been sewn onto shade cloth and will be hanging outside the gallery.






Look What We Found



871106 Irish Crochet \$13.95




LB314 Harmony Romantic Crochet \$13.75



HHT399 Best of Tatting Lace (Japanese) \$72.90 **



LNSB7 Hardanger Potpourri of Pillows \$23.95



LAC6074 Charted Tatting Designs \$26.95 *



HHT430 Tatting Lace Creator 08 \$95.50 **



SC32 Simple Crochet Issue 32 \$20.25




LA75002 Thread Crochet \$8.30



LA3225 Complete Guide to Thread Crochet \$20.60



LA2171 More Lace Sun-catchers- Crochet \$12.00



Hemstitched Handkerchiefs.

Plain or motif, white or coloured, straight edge or scalloped



HANKALPHACOMBO \$12.50
Select letter



NMCC0023 Thread Crochet for Today \$9.50

* Heavy Book
** Very Heavy Book



LA4786 Beaded Bracelets to Knit
\$15.30



LNSB3 Hardanger Ribbons \$23.95

*



876507 Hair Accessories—
Crochet \$12.20



BK23 Occasional
Lace \$12.95



871104 Itty Bitty Dress-Up
Fashions Crochet \$13.70



875563 Fashion Doll Collection
Book 2 Crochet \$30.70 *



121056 Itty Bitty Knitties
\$15.00



873912 Belts and Bags Crochet
\$12.50



BBS048 Bead Knitted Pendant
Bags \$26.95



NN185 Hardanger Gifts
\$12.20

Add luxury with Silk yarns

Mulberry Hybrid sports weight \$13.00
Mulberry Native sports weight \$12.00
Risoni lace weight \$10.00
Fusilli lace weight \$9.00



Luxurious Rayon—3 ply

1 kilo skeins \$92.95
50g balls \$10.05



* Heavy Book

** Very Heavy Book

Metallic Yarns

Excel Metallic %5.15
Maxi Metallic #10 cotton \$10.50
MT Perle 5 metallic cotton \$5.55
Altan Basak Classic Metallic cotton #30 \$4.65



Magic Crochet Magazines—Edition 135,148, and 151 \$11 each

