



Crochet Extra

115th Edition– October 2015

With the September school holidays now coming to a close it does feel like we are on the countdown to the end of the year. Particularly with all of the new Christmas craft books that have become available - and hence this month's theme to prepare your home for Christmas. I hope you find some useful ideas. I have begun some of my own items as the family is all descending to my place this year.

17 October is **I Love Yarn day** - a day for all crocheters, knitters, tatters and others to show everyone what we enjoy, and make something in public.

This year the Craft Yarn Council has the theme 'Stitch it Forward' - to teach somebody new a yarn craft.

While the day itself has an American beginning, it is a day we can use to keep our crafts alive. Send in your photo of teaching somebody to crochet, knit, tat or embroider on 17 October via facebook or email. There will be a prize for the youngest and the oldest person - reflecting that yarn crafts are for everybody! See conditions on page 6



We will be open on Saturday the 17th October from 9 to 12—and offer free lessons to anyone who would like to learn to crochet. So drop in and see us.

The Caloundra Film and Fringe Festival have begun and there is some great yarn bombing on display outside the Gallery and Library, and brings some joy and fun to people's lives. Do get down and see it if you are in the area.

Until next time
Lynda

We will be closed on Monday 5th October and Friday 30th October

Crochet Australia
PO Box 285
Yandina Qld 4561.
(07) 5472 8586.



'Tis (almost) the Season

With just three months to go I know a number of you have begun planning your crochet Christmas decorations. While a number of new books with Christmas patterns have arrived to bring some new twists to old classics, there are many other items in store.



With decorations for the tree, house, table or the bedrooms, there is plenty to choose from.

Why not jazz them up with beads or use metallic yarns to bring a bit of sparkle. The excel metallic yarn, MT Perle metallic, Maxi metallic and Klassic Metallic are all perfect for such things, and there are some beautiful Christmas reds and greens in almost all these brands and yarn. It's also a good way to use up your stash.



There are buntings for the home, Christmas tree ornaments, Christmas tree skirts, and wreaths for the door/window. Table runners, afghans, gift tags, gift bags or stockings are also easy and

quick to make. They will certainly be a talking point and remembered by all.

What is Christmas without dressing up? Add a touch of Christmas cheer with jewellery, sparkly clothing, or a Santa hat. And of course don't forget to prepare dolls and your best friend – your pooch.



Instead of buying tinsel, make it with the metallic thread crochet chains and balls or use the wonder knitter/embellish knit to create long tubes to decorate the house.

Wherever you will be for Christmas there are plenty of ideas in the following pages and in the new products to help you bring your special touch to the day, with plenty of time to prepare them. Try our free pattern to [crochet](#) or [knit](#) a santa hat.



Email: info@crochetaustralia.com.au
Website: www.crochetaustralia.com.au
Facebook: www.facebook.com/crochetaustralia
ABN: 31 595 069 229



Tip of the Month

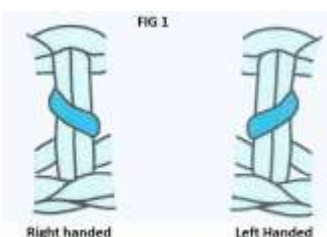


Taking the gap out of treble stitches

Do you love to create clothing but worry about the gaps that come between the treble stitches (and for that matter double treble and triple trebles)? Try substituting a linked stitch for the normal treble where you don't want the gaps. It will give a different appearance to your project but also achieves a more closed fabric as shown in this picture.

To create a linked treble stitch (Ltr), the first stitch in the row is done as a normal stitch. From then, each stitch is varied as follows:


Instead of performing a YO, loop your hook through the loop of the treble just made (dark shaded loop on figure 1) YO and draw up a loop on your hook. Then insert hook in the next chain as normal, YO and draw up a loop. Finish the treble as normal.



To create a double treble and triple treble, apply the same concept.



The above however doesn't get rid of the gap at the beginning of the row. To get rid of that gap try the following. Instead of beginning the row with three chain (which constitutes the first stitch), use a 'loosened elongated chain' which gets your hook and yarn to the right height, but doesn't constitute a stitch. To make an elongated chain, loosen the loop already on the hook from the previous row to the length of the and work a loose chain, then treble in that first stitch. It will give a slightly thicker edge to your row, but not as much as having a two trebles in the stitch. This method works whether you are doing normal treble or the linked treble, as illustrated in the diagram below.



Other methods to remove the gap at the beginning of a row include:

- Make a double crochet then 1 chain instead of 3 chain at the beginning of the row.
- Make 2ch rather than three at the beginning of the row.

Visiting hours:

Mon, Tues, Thurs: 9am—3.30pm

Fri: by appointment

Wed: Group visits by appointment

Workshops: Tuesdays 9.30am—11.30am bookings required

1563 Yandina-Coolum Road, Yandina

Order three ways (See front page for contact details):

Secure shopping cart, phone or mail.

We ship Monday, Tuesday, Thursday and Friday. We endeavour to ship all orders received before 12pm on these days, and orders received after this are shipped on the next day we ship.



Lynda's Books of the Month



885175 Little Knitted Gift-card Pockets \$9.95

Knit these clever little pockets to envelope your gift cards. There are 4 Christmas themed ideas to choose from in this leaflet. Christmas boot, mitten, Christmas tree and cup cake with a gumdrop. 3 pages.

879712Z Crystal Reflections \$10.00

Crochet a collection of bells, balls and stars to decorate your tree, using #10 crochet cotton.



October Workshop—Tunisian crochet

Learn a new technique that is fun and easy and adds a new look to your projects. If you already know how to crochet you can tunisian crochet! It is also called "tricot crochet", "Afghan crochet", "shepherd's knitting", "hook knitting" or "railroad knitting".

Join our October workshop to learn 4 different tunisian crochet stitches and receive a free pattern to make a tunisian sampler cushion. Open up your crochet world to new possibilities.



Look What We Found



872812 Christmas Morning \$14.25 (Crochet)



951340Z Christmas Stockings \$10.00 (Crochet)




971534X Christmas Spirit Afghans \$7.95 (Crochet)



871211X glass Ball Ornaments \$7.95
(Crochet)



876514 Big book of Holiday Crochet
\$32.65 ** Heavy



875547 Thread Ornaments
Toppers \$15.35 (Crochet)



870412Z Tree Skirts & Stockings
\$10.00 (Crochet)




878529 Trim the Tree \$14.95
(Crochet)



SP7226 Mini Christmas Knits
20 to Make \$11.95



876539 Curling Ribbon Holiday
Accents \$17.95 (Crochet)



MCPA156 Angel Dishcloth
\$11.75 (Crochet)




GC46107 Holiday Sweets &
Treats \$10.00 (Crochet)



SP7400 Mini Christmas
Crochet 20 to Make
\$13.50

GC47107 Magical
Santa Elf \$10.00
(Crochet)




KA189X Merry Christmas in
Hardanger \$18.95



JG3075 Christmas Special
\$14.95 (Knit)



LNSB10 Hardanger Christmas
Stitched Love \$21.95



DV0763 Christmas Angels
Tatting Patts \$13.95




HHT337 Festive Snowflakes &
Ornaments \$23.95 (Tatting)




HHT387 12 Ornaments of
Christmas Book 2 \$31.95
(Tatting)



D283036 Tatted Snowflakes \$11.75



HHT386 12 Ornaments of
Christmas Book 1 \$31.95
(Tatting)



HHT361 Baubles Bangles &
Beads \$14.35 (Tatting)



LA4795 Big Book of Thread
Ornaments \$42.92 ** heavy
(Crochet)




HHT344 Tatting Christmas
Book 7 \$35.50 * heavy



DV1499 Elegant Tatting Patterns
\$13.95




MAGMAGIC146 Magic Crochet
Magazine 146 \$11.00



951704Z Impkin Nativity
\$10.00 (Crochet)



MAGMAGIC140 Magic Crochet
Magazine 140 \$11.00



FA0951 Christmas Cones
in Bobbin Lace \$37.95
**** Very heavy**

CMPATC012 For the
door \$5.00



CM14 Snowflake
Family \$5.40



ACCEMBKNIT
Embellish Knit Spool
Knitter \$31.75



ACKKNITWONDER
Clover Wonder Knitter
\$13.95



Pom Pom Makers
Clover
Xsmall ACCPOMCVXS \$8.60
Small ACCPOMCV (35 & 45mm) \$10.10
Large ACCPOMCVLGE (65 & 85mm) \$14.50
X Large ACCPOMCVXLGE \$17.65
ADDI—4 sizes ACCPOMADD \$20.20

Crochet Beaded Christmas Trees



CMPATC026 Tree
Ornament \$5.00



CMPATC027 Mini
Stocking Tree
Ornament \$5.00



CMPATC028
Christmas Tree
Ornament \$5.00
(Crochet)



YRNEXCEL Excel
Metallic Yarn \$5.15
each



COTKLASMET Altan
Basak Klasik Metallic
(#30) \$4.65 each



Photo competition—Submit a photo of someone learning to crochet, knit, tat or embroider, via facebook, email or post. Win a Box of DMC Stranded cotton—30 colours donated by Leutenegger for:

- A) Youngest person being taught
- B) Oldest person being taught

Please provide your name, the age of the person learning and your contact number with the photo. You can also add a caption, and where it was taken if you wish. By submitting your photo you agree to the following:

1. The photo may be published by Crochet Australia—on the Crochet Australia facebook page, on the Crochet Australia website and/or in the newsletter.
2. You are an Australian resident, over the age of 18.
3. Only photos submitted by Friday 23 October before 4pm Queensland time will be accepted.
4. Winners will be notified by the contact number provided, and published in our November newsletter, and on our website and facebook pages. If you do not wish your name to be published please state this with your submission.

But most importantly—have fun teaching someone else your craft!