



Crochet Extra

116th Edition— November 2015

November is here—the traditional time for finalising the Christmas preparations as we suddenly realise there are only 8 weeks to go until Christmas. The hooks, needles, and shuttles are busy and the yarn and thread are being turned into some amazing items.

We have endeavoured to keep full stocks of items before our own suppliers get caught in the rush. However if you do you want large quantities of particular items, please let us know in advance so that we can get it in for you and avoid disappointment.

I hope you were able to enjoy I love Yarn Day and created some lovely items. I received a few photos of people being taught to crochet and the winners of our boxed stranded thread were:

Roz and Sarah. Congratulations!

Have you heard of the new Get Squared crochet technique for creating garments developed by Jenny King—our very own Australian designer? Jenny has been all over America recently teaching this technique and is now back conducting workshops in Australia. We have a two day workshop with Jenny at our store this month (10th and 17th). But she has also a video class available that comes on a USB stick for those who can't get into the store. We've enclosed a leaflet with the information you need.

We also have our monthly specials to help you with some amigurumi—our theme for the month—but also to help you with your Christmas gifts.

Until next time, happy crocheting.

Lynda

**Crochet Australia,
PO Box 285
Yandina Qld 4561.
(07) 5472 8586.**



Theme of the Month—Amigurumi

Amigurumi - a Japanese word that translates as 'dolls that are knitted or crocheted'. But the word 'doll' isn't limited to the traditional girls toy. It is much broader and encompasses all stuffed toys such as animals, food, plants, people, monsters, and the list goes on. Something to bring some joy and playfulness to babies, children and adults alike!



What's more, they can come in a variety of sizes - from the miniature which make excellent key rings or tags - to the huggable for babies and children - to larger items that add a decorative touch to any room.

They make excellent textured baby gifts. And many of the new designs come with detachable or changeable parts, bringing some creativity to child's play - such as the amamani puzzle balls, and stack-em up toys.

Many of the recent books have begun taking Amigurumi to a new level with many whimsical creatures, realistic animals and fantastical creations. They are certainly a way to explore the creative side of our craft.

All make great ideas for gifts for any occasion. With Christmas just around the corner - they are the perfect fun gift to make for the young. You don't need many tools, and it doesn't matter if they are not exact. Use smaller hooks than normal so that the fabric is tighter allowing you to stuff them without it all falling out! Finding the filler to stuff the toys can be hard - but there are several options available - buy a cheap pillow and take out the stuffing; if



you are a sewer or know one, collect the off-cuts and use these, combined with other fillers - this will also add some weight if you need it; if you want to make it heavy for a doorstop try sewing a calico lining or using a balloon with rice and birdseed or sand to add weight.

We feature in the following pages a number of the books we have for creating your own Amigurumi project for friends and family (or even yourself) and other useful tools. See our free pattern for an [octopus](#) from The Craftsy Tipster.



Email: info@crochetaustralia.com.au

Website: www.crochetaustralia.com.au

Facebook: www.facebook.com/crochetaustralia

ABN: 31 595 069 229



Tip of the Month



The Invisible Decrease


Do you get frustrated with the holes that appear in your projects where you have decreased stitches? I came across this technique which is commonly used in Amigurumi construction - as you cannot have holes for the stuffing to fall out - and have successfully used it in other projects - The Invisible Double Crochet Decrease.

To make this decrease, insert your hook under the first loop of the next stitch, and pull your hook forward to give it a little bit of stretch. Then insert your hook under the first loop of the following stitch. Complete your double crochet as normal. (I have also seen some designers vary this by inserting their hook under both loops of the second stitch.) I personally like using the first loop of both stitches.

Things to watch for when using this technique:

1. This is great working in rounds where you don't turn your work. If you are turning your work try to keep the decreases on the front side of your work.
2. Keep an eye on your tension as it is very easy to create loose 'vs' around your decrease. Here are some pictures of good 'checkpoints' for your decrease.

- a) After putting your hook through the first loop of the two stitches, pull the yarn to tighten the loop on your hook before putting the yarn around the hook - this will ensure your 'v' for the stitch is not loose.




- b) When you have completed the decrease, but before beginning the next stitch, pull your stitch forward so that it is straight and in the position you want it to be. This will stop the 'v' of the next stitch loosening up.

Like to see more about this technique, visit www.planetjune.com/blog



Lynda's Book of the Month




TP1285 Happy-Gurumi \$44.00 (Normally \$49.95)

20 super-cute amigurumi toys to make that is guaranteed to bring a smile to any child's face. All of the patterns are made from worsted weight cotton - Heirloom 8ply cotton is very suitable - and make up quickly, using a few simple stitches.

All patterns are in three categories - party, animals and the great outdoors. Patterns are graded from beginner to intermediate level crocheters. Designs included are: bumblebee, bird, hot air balloon, balloon, flower, squirrel, sun, ladybug, frog, rabbit, turtle, dog, elephant, whale, emu, ice cream sundae, cat, present, birthday cake, root-beer cider.

80 pages American terminology.



Look What We Found




GC70108 Monster Mash Amigurumi \$10.00 (Crochet)




GC23106 Topsy Turvy Doll \$10.00 (Crochet)



SP4249 Knitted Pirates, Princess Etc \$27.95 ** (Knit)



PARK643 The Toy Box \$10.95 (Knit)



GC35107 Amigurumi Little Friends \$10.00 (Crochet)



P5302 Tiny Yarn Animals \$19.95 (Crochet)



SP8360 Knitted Fairies to Cherish & Charm \$21.95 ** (Crochet)



NMTA39904 Crocheted Wild Animal \$39.95 ** (Crochet)



121039 Amigurumi Animal Friends \$15.00 (Knit)



121088 Zoo Animal Friends \$16.25 (Knit)



SP5406 Knitted Fruit 20 to Make \$12.95



SC35 Simply Crochet Mag #35 \$20.25 September 2015



LA75429 Farm Animals \$11.85 (Crochet)




LACC0025 Crochet Animals Big & Small \$9.30

**** Very heavy**

WE'RE HOOKED ON CROCHET



B1308 Big Book of Little Amigurumi \$45.50 **
(Crochet)



Au1252 Crochet Critters & Bugs \$36.50 (Crochet)



101120 Hug-A-Bugs \$10.95 (Crochet)



LA4271 Cute Little Animals \$17.80 (Crochet)



879519 Itty Bitty Animals \$17.95 (Crochet)




871374 Animal Amigurumi to Crochet \$17.50



LA5125 More Cute Little Animals to Crochet \$15.95

**** Very heavy**



DCT3087 Edward's Menagerie \$36.50 **
(Crochet)



871434 Playtime Stackers \$19.50 (Crochet)



874314 Purr-Sonality Cats \$10.95 (Crochet)



LA3130 Crochet Sock Monkeys \$9.50



A0937 Crocheted Amigurumi \$20.95



ACCFINISHNDLS \$10.50



ICM002 Crochet Projects for Little Ones \$26.50



HOOKSETCVAMOUR9 Set of
9 Clover Amour hooks
2mm—6mm \$99.90



ACCDOLLNDLSET Doll's
Needles Starter Set of 9
\$1.85



AC25KNITLITESET Set of 7
Lite-flex needles 2.75mm—
5mm \$28.20



ACCCE12-3PR 12mm
brown crystal eyes—3pair
\$1.85



ACCPENDCUTYRN Clover
Pendant Yarn Cutter—
Antique Gold or Antique
Silver \$13.50



Joggle Eyes—Oval

12x15mm stick-on—50 pair
\$9.00 **ACCJOGE015-50PR**

15x20mm stick-on—50pair
\$12.45 **ACCJOGE020-50PR**



Joggle Eyes—Round

15mm sew-on—50 pair
\$11.25 **ACCJGER15-50PR**

12mm sew-on—50pair
\$9.00 **ACCJGER20-50PR**



COT8HEIR Heirloom cotton
8ply, 50gms \$5.85



COT4ALM—Almina 4ply
cotton \$4.50

Visiting hours:

Mon, Tues, Thurs: 9am—3.30pm
Fri: by appointment
Wed: Group visits by appointment

Workshops: Tuesdays 9.30am—11.30am bookings required

1563 Yandina-Coolum Road, Yandina

Order three ways (See front page for contact details):

Secure shopping cart, phone or mail.

We ship Monday, Tuesday, Thursday and Friday. We endeavour to ship all orders received before 12pm on these days, and orders received after this are shipped on the next day we ship.