



Crochet Extra

117th Edition- December 2015/ January 2016

The end of the year is almost here and so to the Holiday celebrations with family and friends. I hope that you and your family's have a lovely time together. With the many tragic events during this year, we need to embrace the good cheer and time with our loved ones.

Thank you all again for your support throughout the year. It has been rewarding getting to know many of you a bit more either on the phone or when you visit, hearing about your family's—the sad and happy stories—and seeing what you have been doing. I look forward to this continuing in 2016.



DMC have had announced some changes to their range. Traditions is being discontinued – so what we have in stock is all there is. Babylo is to be the replacement and with this their balls of Blanc, B5200 (super white) and ecru will change from 50g to 100g balls, in addition to introducing these colours in sizes 5, and 40. As soon as this is available we will have it in stock—we currently have Blanc in size 10 available.

Several of the Cebelia colours are now also available in sizes 30 and 40. Lizbeth have also released 12 new colours in their range of threads, and we have most of these now in stock.

I hope you enjoy our customer corner this month, showing many fine items made. We also feature some of the garments made at the Get Squared workshop we held in November.

Our last day of trading will be Tuesday 22 December 2015. We will reopen again on Monday 11 January 2016. But don't delay to get your orders in if you want them for Christmas – we have already noticed the slow down in the delivery times for parcels as Australia Post and Fastway Couriers are getting busier. So please allow extra time for delivery.

Merry Christmas to all, and I hope 2016 brings you all a big dose of joy and happiness, and continued crocheting, knitting and tatting time.



Until 2016

Lynda

**Crochet Australia,
PO Box 285
Yandina Qld 4561.
(07) 5472 8586.**



Theme of the Month– Bags, Belts and Summer Hats

My belief is that a girl can never have enough bags - particularly when you enjoy craft. This is never so true as now with the summer holidays and traveling. Bags are our second best friend, going everywhere with us and caring for our possessions.

Looking through the patterns reminded me how many different type of bags that exist - from the evening bag, through to the everyday handbag, tote bag and ultimately back packs for the longer treks. And of Course there are bags for the executive or to keep your computer/tablet or iPhone safe, carry water bottles, for children and for carrying your craft projects.



Another thing I also like about bags is the variety of material that can be used to make them. Cotton, nylon and rayon are the most popular. Or you can add some evening chic by using metallic yarn or adding metallic thread to other yarn. And making them yourself you have a wide colour range to choose from.



Matching belts can also be made - from the practical everyday look through to the decorative. Like bags they can be made from a variety of materials and adorned with so many things to make them truly your own - beads, flowers, or even the buckle. They can make quite a fashion statement when added to dresses and skirts.

And of course you can't now venture out of the house without your hat - to not only shield you from the sun, but to add some more colour and style to your look. And made from cotton they are light and cool for the head.

Each of these items make lovely gifts as well. Check out what we found to help you make bags, belts and summer hats.



And enjoy the free pattern for a wine gift bag—[crochet](#) or [knit](#)

Email: info@crochetaustralia.com.au

Website: www.crochetaustralia.com.au

Facebook: www.facebook.com/crochetaustralia

ABN: 31 595 069 229

Customers Corner

Below are some comments and masterpieces submitted by customers over the last quarter.

Send us a photo of your masterpiece (by email or on our facebook page—www.facebook.com/crochetaustralia), telling us which book it came from and which yarn or thread you used, and you can feature in our next edition of Crochet Extra.



Carol B, Woodbury Qld

I attach a couple of pics, of guitar straps that I've woven. The black and white (pixels) and the gold/brown one to the left of it are woven with the MT Perle, the sheen is just lovely. They are also my most recent straps, The others are from other threads. I find with the weaving the MT Perle threads glide smoothly past each other, sticky threads are difficult to weave. I love the finish the MT Perle threads provide, it looks more professional.

I design the straps myself, I start off with a selected "palette" of colours and try to evoke a particular style, the predominately blue and green straps are Inkle weave, a simple weave and the brown, aboriginal colours, earth colours and black and white are all tablet weaves and a bit more complex. It takes about 6 or 7, 50 gram balls to make two guitar straps.



Lynn H, Glass House Mountains Qld

Made this freeform scarf using various yarns.



Anne W, Watanobbi NSW

You helped me out with colour choices some time back for this project with Lizbeth No 10 crochet cotton, thankyou!



Ros B, Gladstone Qld

Using Frozen as the theme, crocheted this doll outfit for my grand-daughter using Maxi #10 cotton.



Crochet with Care, Melbourne

Motif dress from Almina 4 ply cotton. I took a risk ordering this online, but was not disappointed. I really love this yarn.





Robyn C, Brisbane Qld

I Crocheted this wedding dress from Almina 4ply cotton for my new daughter-in-law, designing the dress myself. I started with a swatch, which was invaluable in not only figuring out the placement but also the sizes of the pineapples. In constructing the pineapple pattern the amount of treble (tr) at the base increases or decreases the size, therefore a unique way to increase the fabric as I did in the skirt. The back was ultimately laced up rather than being buttoned. I made the under dress in cobalt blue, the same colour as the bridesmaids' dresses.



Lynda T, Yandina

Tried the Tunisian Tie Kit and made two ties from Heirloom 8ply cotton – these were given to her father for Father's Day.



Leah H, Landsborough


Crocheted this blanket for her friend's baby using Dazzle 8 ply yarn. Pattern was from LA3205 Snuggle Up Baby Afghans.



Janet L, Landsborough

Joined a CAL on Ravelry to crochet this 'Spice of Life' blanket, using Dazzle 8ply yarn.

Janet and I had great fun picking out the colours.



Alison Y, Gayndah Qld

Hi people i have just got to thank you for your swift service i ordered some cottons last Sunday 22nd November and was thrilled to receive them this morning (24th November). I crochet Towel Tops for our local charity shop and am kept on the go. So once again thanks for your kind help and all the best for Christmas and the coming New Year.




Dear Lynda,
Thank you so much for the DMC cottons that I won in your competition, I was so thrilled as I rarely win anything. I am enjoying learning to crochet and hope to make more thing in the future. I plan to share the cottons with Margaret, who is teaching me.... she is so patient.
Thank you Crochet Australia



Christine G, Summerland Point NSW

I bought the 13" Angel Doll and made the dolls clothes from MT Perle#5, Pattern from BK24 'Crocheted Outfits for Dolls & Prem Babies'.



Christine also crocheted these egg warmers, and adorned them with pom poms using the Clover pom pom maker and Dazzle yarn.

Jane W, Ridgewood Qld

Knitted this lace parasol using Maxi Metallic #10 thread. Jane achieved Best in Show with this parasol at the EKKA.



Christine M

Christine reached out to me for help with some old pattern instructions for a beanie. The original book where the pattern was and stitch guide were included could not be located. After some trial and error of my own I finally worked out the pattern for her, and she completed her beanie, adding in this lovely flower decoration. My finished beanie when I completed it is the pink one – made from dazzle yarn.



Visiting hours:

Mon, Tues, Thurs: 9am—3.30pm

Fri: by appointment

Wed: Group visits by appointment

Workshops: Tuesdays 9.30am—11.30am bookings required

1563 Yandina-Coolum Road, Yandina

Order three ways (See front page for contact details):

Secure shopping cart, phone or mail.

We ship Monday, Tuesday, Thursday and Friday. We endeavour to ship all orders received before 12pm on these days, and orders received after this are shipped on the next day we ship.

We will be closed on morning of 8th December until 12.30pm

We will be closed from December 23rd, re-opening 11th January 2016.

GET SQUARED WORKSHOPS

A number of ladies had a good time learning Jenny King's Get Squared technique in our two week workshop in November. If you missed the workshop, but would like to learn this technique, you can buy her video class—it also makes a great Christmas gift. Visit www.jennykingdesigns.com and enter CROCHETA as the store code on the second page of the checkout. If you would like to have a workshop in the new year in the store, please let me know some suitable dates and I'll try to arrange another workshop. We have also put together some kits for the 5 garments in the video class, featured in our new products.

Lynda T - Completed the White Frosting Bolero in Risoni silk. 'This is perfect for attending my friends' wedding next month. Once I knew the technique, I was able to whip this up in 4 hours – it didn't take as long to do as I thought it would.'



Pat R – Completed the Cosy in Charcoal sweater with a nipped in bottom. I made this for a friend. After attending the first session and completing my miniature, I went home and completed this sweater, bringing it along to the second session.



Jenny also shared a number of useful tips (which are also on the video) that can be used on other projects.




Lynda's Book of the Month



By Edie Eckman - Crochet a wardrobe of great bags! Included are 6 patterns that can be made in a hurry, and one is even felted. Designs are included for daytime and evenings, to wear with jeans, to work or for out on the town.

American terminology 14 pages.

**ASN1440 AnyDay AnyWhere
Bags \$14.20**



Look What We Found



A7553 Blooming Crochet Hats
\$33.50



LA3906 Simply Scarves & Belts
\$15.30



LA5504 Totes for all Reasons
\$17.10



LA4253 iCrochet Museum Quality
Hats/Scarves \$21.80



878536 Think Pink— Crochet for the
Cure \$27.50 * Heavy



STB13276 Mommy & Me Crochet
Hats \$35.50 ** Very Heavy



LA3656 Beaded Beauties to
Crochet \$22.15



LA4804 Enviro-Totes \$8.30



LA3908 Crochet Hip Hats \$15.20



LA4300 Boutique Style
Knits \$19.70



ASN1399 Love that Bag
\$14.20



871034 In-Style Bags \$15.00



873912 Belts & Bags \$12.50



874712 Bag Boutique \$12.30



878552 Classy Trash Bags \$15.95



CMPATC004 Tote Bag
\$5.00



CMPATC030 Draw String
Bag \$5.00



CMPATC031 Broom-
stick Crochet Bag \$5.00



CMPATC003 Large
Crocheted Bag \$5.00



GC082109 Marlo Bag
\$10.00



LA4674 iCrochet Adventurous
Hats/Bags \$23.95



TFDHB Cro Heirloom
Beaded Bags \$12.10




ACCBUT18MIX Pkt (75)
18mm Buttons \$7.00



ACCTOTMAG Magnetic Clasps
3/4" \$5.00 each, 1/2" \$4.00 each
2 colours, Antique gold or black



ACCLIZHOLDER Lizbeth
Thread+Holder- \$17.50



ASN1251 Trend-
setting Totes \$14.20



ACCPURSE\$6.50
150 mm Nickel
Purse Frame



874523 Purse Panache \$10.95




LA6083 Totes & Bags \$15.55



LA4475 I Can't Believe I'm Free Form
Crocheting \$22.00



LA3967 Purses for Sassy Girls
\$17.10



874514 Potpourri Boutique
\$12.30



FA0196 The Third Tatting Book
\$56.25



872792 Tatted Accents & Accessories
\$12.95



LA3804 Must Have Bags
\$14.30