



Crochet Extra

122nd Edition– June 2016

Welcome to our newsletter for June 2016.

My son has just received a puppy for the first time—our life is never going to be the same again. We did a lot of research, and deliberating so he was so excited when we finally found one. Roxi is a border collie cross golden retriever and is beautiful golden colour. While he is at school she will spend time near the shop with myself and Sarah. Those of you who visited recently probably noticed the yard near the entrance. The preparation for the arrival of Roxi took me back to the arrival of my son 11 years ago.

June is going to be a busy month—and not just because of Roxi! The weekend of 11th and 12th June is both the Nambour Show and the Maleny Knitfest. On Friday 10 June all local services will be closed, so no orders will be shipped that day. We will however be open until 12pm for visits and taking orders for filling on Monday 13th June. The afternoon of 10 June we will be finishing packing for our stall at Knitfest—we hope to see many of you there.

The 18th of June is also worldwide knit and crochet in public day. Various events are taking place, so check with your local craft and community groups to see what is happening. We'd love to hear what you do for this day.

We've also receive the new colours in Dazzle—5 new ones—while 2 have been discontinued (although we still have balls in stock).

To match our theme, our June workshop will be crochet socks. We'll also look at the different techniques for constructing the heel and toes.

Next month we feature our customer corner, and look forward to receiving your photos of what you've been making. Include the details of the yarn used and where the pattern is from to be in the draw for a \$25 gift voucher. Our customers also love to hear tips for making the pattern, so please add these too.

Until next time

Lynda

**Crochet Australia,
PO Box 285
Yandina Qld 4561.
(07) 5472 8586.**



Theme of the Month—Beanies and socks

While it is an unusual combination, they are essential items to have in some parts of the country this time of year. And it gives me an opportunity to feature some of our new sock yarn and books and the never ending range of beanie books.

Let's start with socks. I was excited to get in the new range of Boho Sock yarn - 75% wool, 25% nylon. I made up these socks with it for my son and he just loves them. They have long colour changes so make perfect self striping socks. It is good value with 100g balls at \$7.80 (enough to make one pair of socks). And the yarn is easy to work with.



I just love to crochet socks! It was never something I imagined making when I began crocheting but they are fun to make, small enough to take with you in your project bag and so comfortable to wear. While using sock yarn add to their ability to stay up, other yarn can also be used - check out our tips for socks to see how.

Beanies come in all shapes and sizes and can be made from anything - cotton, wool, acrylic - and any size yarn. They also make a fashion statement. The Knitfest is having a beanie competition and there is also the Alice Springs Beanie Festival (entries have closed for that beanie competition). Beanies make great gifts too and this time of year many charities like to receive them.



Check out the pattern books we have for socks and beanies, other useful tools in the next few pages and some of our new kits that we have created. Our free pattern is for a basic set of [socks](#)—and once you've mastered that, there are many sock books that give you a range of fancy pattern, you will have no problem completing.



Email: info@crochetaustralia.com.au
Website: www.crochetaustralia.com.au
Facebook: www.facebook.com/crochetaustralia
ABN: 31 595 069 229



Tip of the Month



Socks

My first pair of socks turned out rather 'odd' and suitable for someone with a size 10 foot rather than mine. I still wear them though as bed socks and have a comfortable night sleep. Since then I've read a bit more about socks, taking the right measurements and using different yarns and have had much better outcomes. I've pulled together some of the tips I've found and hope you find them useful and encouraging to make socks if you never have before.

1. Make the crocheted socks slightly smaller than the actual measurements of your foot and leg (enabling them to stay on your feet), and ensure your yarn has some stretch (cotton doesn't work the best).
2. To add more elasticity in the cuff, crochet a thin strand of elastic with the yarn in the cuff or crochet over a loop of elastic slightly smaller than the circumference of the sock.
3. Help your heels and toes last longer by using two strands of yarns or adding a reinforcing thread (nylon based threads while strong have been known to 'cut' the yarn) alongside the yarn in these parts. Or you can add reinforcement in the heel and toe after you've completed the socks by turning them inside out and weaving a strand of the same yarn over the rows, first up and then down the heel. I personally don't use two strands, as this requires some recalculation of the pattern and the use of a smaller hook.
4. Another way of reinforcing the heel is to use a texture stitch with ridges or bumps that can protect the area.
5. If you need to add new yarn or change colour, don't use knots - they can make your socks uncomfortable. Instead weave in the ends securely.
6. Yarns with soft fibres make for very comfortable socks, but they wear quicker so need some extra special care or reinforcement (see point 3.)
7. Most self-striping yarns are designed for knitting. Crocheting, however, uses 30% more yarn and so the stripes will come out differently than shown in knitted colour swatches.
8. When decreasing, use the invisible decrease also used in amigurumi to avoid holes appearing.
9. There are a number of techniques for crocheting the heel—if you don't like the first one you try, find another technique—you can then substitute that technique in other patterns you find.



Lynda's Book of the Month




SP0009 Crocheted Beanies—20 to Make \$13.50


by Frauke Kiedaisch.

Beanies are a must for every season, whether sporty, glamorous, trendy or off beat. 20 fantastic hats with easy to follow patterns (word and symbol) and helpful techniques. Beanies begin at the crown and are worked in rounds. Really simple way to make your favourites. Slouchies, beret, bakers boy cap, lots of ideas and made with various yarns from fine mohairs to chunky yarn.

48 pages American terminology



Look What We Found



ASN1308 Learn to Crochet Socks \$15.95



ASN1457 You Can Crochet Socks \$12.95



LA3035 Slipper Socks for Kids (Crochet) \$10.50



876535 Fun-to-wear Crocheted Socks \$17.25




873553 Stocking Feet (Crochet) \$14.30



ASN1344 Quick-to-Knit Baby Hats & Socks \$12.95



LAPAT500861 Next Steps Four Socks Slipper (Knit) \$9.50



KAV01B Learn to Knit Socks DVD \$39.95




LA75343 Socks to Go (Knit) \$6.50



ASN1317 Knit a dozen Baby Socks \$13.35



A7950 Sockupied (Knit) \$34.50 ** Very Heavy



PARK38 The Sock Book (Knit) \$10.75



873692 The Ultimate Book of Knit Socks
\$14.30



ASN1273 Learn to Knit Socks \$13.35



K684 Baby Hats (Knit)\$5.60



ASN1284 Crochet Hats,
Mittens & Scarves \$14.95



LA5939 Slouchy Beanies &
Headwraps (Crochet) \$15.95



B1208 Crochet Bright \$18.95



IW30975 Easy Knitted Hats \$22.95



871527 Happy Hats for Kids
(Crochet) \$19.40



871384 Accessories to crochet \$16.25



121075 More than a Dozen Hats &
Beanies (Knit) \$14.95



ASN1425 Knit a Dozen Beanies
\$12.40



LA75357 Celebrity Slouch Beanies
(Knit) \$6.50



LA75478 Celebrity Slouchy Beanies
Book 2 (Crochet) \$9.50



NB2864 Fantastical Hats& Beanies
(Knit) \$19.95 ****Very Heavy**



WG99030 Baby Beanies (Knit)
\$26.95 **** Very Heavy**



879532 Slip-Stitch Caps (Crochet)
\$13.35



LA3587 Kid's Knitted Hats \$23.95



ASN1456 Hats, Scarves & Mittens (Crochet) \$15.95

STITCH MARKERS



ACCSTCNTRING Birch
Stitch Ring Count split
Markers \$1.90



ACCSTMKCV Clover Locking
Stitch Markers \$10.25



ACCSTCNTRINGSB Susan
Bates Stitch count Split
ring Markers \$3.20

Pom Pom Makers

ACCPOMCV 35-45mm \$12.50

ACCPOMCVLGE 65-85mm \$14.50

ACCPOMADD 4 sizes \$23.50



Sock Loom \$33.50 ACCSOCKLOOM Extra fine
gauge



ACCKNITSETLITE
\$7.10 SET OF 5 Litflex
knitting needles
25cm, Set sizes,
5.5mm, 6mm,
6.5mm, 7.00mm

KNITCIRBIRCH \$7.20 Fine **Circular Knitting Needles**

40cm—2mm , 2.25mm,
2.75mm

60cm—2mm , 2.25mm,
2.75mm

80cm—2mm , 2.25mm,
2.75mm



Crochet Lite Hooks

HOOKCL \$11.50 Great
when making dark
socks

2.5mm, 3mm. 3.5mm,
4mm, 4.5mm, 6mm,
6.5mm



Clover Soft Touch (Arthretic) **Hooks**

HOOKCVARAL \$13.50 sizes
2mm, 2.25mm, 2.5mm, 2.75mm
3mm, 3.25mm, 3.5mm, 3.75mm
4mm, 4.5m, 5mm 5.5mm, 6mm

HOOKCVARST \$11.50 sizes
.5mm, .6mm, .75mm, .9mm,
1mm, 1.25mm, 1.5mm, 1.75mm

Visiting hours:

Mon, Tues, Thurs: 9am—3.30pm

Fri: by appointment

Sat: 1st Saturday of each month 9am—12pm

Wed: Group visits (6 or more) by appointment

Workshops: Tuesdays 9.30am—11.30am bookings recommended

Order three ways (See front page for contact details):

Secure shopping cart, phone or mail.

We ship Monday, Tuesday, Thursday and Friday. We endeavour to ship all orders received before 12pm on these days, and orders received after this are shipped on the next day we ship.