



Crochet Extra

123rd Edition- July 2016

With a blink of an eye June came, and has gone again – leaving behind the cold winter weather. I've certainly been getting use out of my gloves, beanies and scarves– particularly when I get up in the mornings to take our puppy for a run/walk. The



beginning of July also brings the school holidays, and planning things to do with my son around my crochet projects. He has been enjoying having our puppy Roxi around, and she is slowly learning not to jump so much, but still gets very excited with new visitors.

We will be going away for a few days in the second week of the holidays, and

we will be closed on Friday 8 July.

We've received a number of photos from customers, which feature in our customer corner, including the socks we made at our June workshop. Well done ladies. As the sock yarn has been well received, we'll continue to stock this and will have more colours in the coming weeks – there will be 15 colours in all. The winner of our customers' masterpiece voucher is Janet B, Landsborough. Congratulations.

We also brought in for a trial some Amuri possum/wool mix as a luxury yarn for a trial during Knitfest. There was a lot of interest in it, with some sales. We will have this available until the end of July in 4ply and 8ply in limited colours. We would like to hear your feedback to determine whether to keep stocking it.



In our July workshop we will be making a Mobius wrap. Great for evening wear or when spring comes around for the cooler evenings or days.

Until next time

Lynda

Crochet Australia,
PO Box 285
Yandina Qld 4561.
(07) 5472 8586.



Theme of the month – baby wear

When I first learnt to crochet many years ago my favourite things to make were baby clothes. After a while I stopped making them as



they seemed to go out of fashion. There is now an increase in the demand for hand-made baby items. The new and modern patterns and colours that have been released over the last few years, also makes them exciting to make.

The beauty with baby items is that they are quick to make and make great projects to take with you when you are out and about.

There are also some great yarns out now suitable for baby wear – many of the cottons are very suitable, as they are soft and being a natural fibre generally don't irritate baby's skin. In our cotton range, the MT Perle 5 and Petra Perle 5 crochet and knit up beautifully with a slight sheen, and the Natura, and Almina also make lovely soft draping garments.

Baby yarn is specifically designed with baby's in mind and is extra soft. It is available in wool or acrylic, to cater for the different needs of babies. Our Peter Pan baby yarn is a soft polyamide while the loyal yarn in baby prints being a soft 100% wool suitable for babies.

There is an ongoing demand from many charities for baby items and they like to have both yarns used – but please check with the hospitals or charities as they often have a preference.



You can make a statement with a beautiful hand-made item for a christening – something that will last and become an heirloom in the family. For that extra special

touch, why not try rayon – or add rayon trimming? Or you can add some beautiful decorations to sewn or even bought clothes with hardanger embroidery, tatted, knitted or crocheted adornments.

Find some items to tempt you in our Look what we found section – or try our free pattern in DK yarn to [crochet](#) or [knit](#) a baby onesie.

Email: info@crochetaustralia.com.au

Website: www.crochetaustralia.com.au

Facebook: www.facebook.com/crochetaustralia

ABN: 31 595 069 229



Tip of the Month

The Perfect sized beanie



Last month we featured beanies and socks. One issue I always had, particularly when substituting yarn and/or adapting the pattern for different age groups was getting the right number of increase rows to get the right size. From the questions I received it is also an issue for others. I did some research and came across some guiding principles that I have found very useful and I hope you do to.

Step 1. Measure the head circumference.

To ensure the proper fit of the hat we need the **head circumference**. It is a measurement of a child's (adults') head around its largest area -- it measures the distance from above the eyebrows and ears and around the back of the head.

If you can't obtain the exact measurement, see the table below for the **approximate measurements** (head circumferences) for the ages.

Step 2. Crochet a Flat Circle Top of the Hat

Every crochet hat pattern starts from the top of the hat. The top of the hat is a **flat round circle**. The diameter of this flat round circle is your head circumference divided by 3.14. The diameter is a measurement of a circle in the thicker part (through the center). For example, you are making a hat for a newborn baby and the head circumference is 13" or 33 cm. The diameter of the **flat circle top of the hat** for this baby should be: $13" / 3.14 = 4.14"$ (10.5 cm)



To crochet a flat round circle you'll need to begin with 6 DC (Double crochet) and add (increase) 6 stitches in each round (not more, not less - that's a rule of a flat circle). This is achieved by doing 6 DC in the first round, 12 DC in the second round (2 DC in each stitch), then add 6 stitches in each round by adding a single stitch between the increases after the second row. You continue in this method until the diameter of your circle is the needed width you calculated. If you are using trebles, start with 12 TR and add (increase) 12 stitches in each round.

Hat Sizing Guide

Size	Approx Head Circumference	Hat Crown Diameter	Hat Height – crown to edge (no brim)
Premie	12" (30.5cm)	3.8" (9.7cm)	5" (12.5cm)
Newborn	13" (33cm)	4.2" (10.5cm)	6" (15cm)
0 – 3 months	14" (36cm)	4.5" (11.5cm)	6.5" (16.5cm)
3 – 6 months	15" (38cm)	4.8" (12.1cm)	7" (18cm)
6 – 12 months	17" (43cm)	5.4" (13.7cm)	8" (20.3cm)
12 months – 3 years	19" (48.2cm)	6" (15.4cm)	8.5" (21.5cm)
3 years – 10 years	20" (50.5cm)	6.4" (16cm)	9" (23cm)
Teen to Adult woman	21"-22" (53.4cm – 56cm)	6.7" – 7" (17cm – 17.8cm)	9" (23cm)
Adult Man	23" (58.54cm)	7.3" (18.6cm)	10" (25.5cm)



Lynda's Book of the Month



LA5802 Crochet in a Day for Baby \$24.00 (Normally \$28.95)

**** Very Heavy**

Like all Candi books this is well presented with colour plates, diagrams and patterns. Create 20 quick and easy projects choosing from pullovers, cardigans, vests, blankets, hats and even an earflap one, booties, mitts, bibs, blocks, hanger covers and washcloths. Suits 6 - 24 months. 96 pages of great ideas for baby showers, gifts or just for your own pleasure.

US terminology.

Customers Corner

Below are some comments and masterpieces submitted by customers over the last quarter.

Send us a photo of your masterpiece (by email or on our facebook page—www.facebook.com/crochetaustralia), telling us which book it came from and which yarn or thread you used, and be in the draw to win a \$25 voucher in October (see conditions on our website).



Chris G, Summerland Point, NSW – Crocheted sideways socks from Boho Sock yarn and the book *New Methods to Crochet Socks* 871510. She has worn these inside boots during the cold, wet weather and had lovely warm feet, finding them very comfortable. She adapted the same pattern to make Yoga Socks.



Janet B, Landsborough, QLD - Finished her log cabin blanket from 8 ply dazzle which was donated to the cancer foundation for a raffle. This was a CAL on Ravelry (Janet is in the midst of making a second one).



Diane T, Yandina, QLD – Made this beanie from Amuri 8 ply possum yarn. Pattern from *Happy Hats* 871527. She found it lovely to work with, soft and warm to wear.

Gwendoline M, Tingalpa, QLD

I would just like to thank you for posting my order when I phoned on Monday morning of this week. Today, Wednesday, I was surprised to receive my order of crochet hooks in my letterbox. What great service from you and even a bigger surprise for the service of Australia Post. Many thanks, much appreciated.

Jan G, Kialla, VIC This is a hardanger patchwork quilt being raffled for by the McGrath foundation. The quilt was done by the members of the Granelen Hardanger Group using DMC Perle cotton and on Lugana fabric. It was completed over a 10 month period. There were 20 ladies involved in the project.



Cathy B, Gold Coast, QLD - Foot snugglers made with beautiful loyal baby print wool. Such beautiful colours and they come up with interesting patterns.



Lynda T, Yandina – Using up scraps of Dazzle, other acrylic from her stash, DMC Perle cotton and DMC Natura Cotton crocheted this tea cosy, winning second prize in the Sunshine Coast Show—Creative Crochet category.

Lynda also crocheted this trellis vest for her father using Loyal Tweed wool—great for the NSW winter. It was hard work doing this during the summer months. The pattern called for two pieces with a seam, but was adapted to do it in the round and avoid seams, which created a challenge with the trellis pattern.



At our workshop for June we all crocheted the basic sock from the book – *New Methods to Crochet Socks*. Most of the ladies used Boho Sock Yarn, while others used up sock yarn in their stash. The below pictures also shows the self-stripping nature of the Boho Sock Yarn when crocheted. From **Trish E**—Thankyou for helping me with this project. It was great as it made me think out of the square.



Vanessa G, Bracken Ridge, QLD

Thank you so very much for my order it is exactly what I was looking for. The order came so quickly, again thank you so much. Look forward to using your online services again.

Elaine M, Narangba, QLD - Using Rayon crocheted this pineapple pattern around a soft pillow for a baby.



Carolyn J, Noosa, QLD—using 8 ply Heirloom cotton crochets colourful knee rugs. Each colour group being a different stitch.



Colleen S, Nambour, QLD – using DMC Perle 8 weaved squares and then crocheted them together adding some crochet flowers and lace panels to embellish the top.

Colleen also used DMC Perle cotton, with beads, to crochet this ballerina pendant and necklace



Tunisian crochet beret using 8 ply Dazzle from the new book *Short Row Tunisian Fashion* LA5729. The most time consuming piece was adding the band as it was all slip stitch to give a snug fit. The pattern called for a thicker yarn, so I added extra stitches and extra wedges to get the size I needed.



I was asked for some help with the split front post treble stitch - I had to work a pattern in it in order to see how to best describe the stitch – I then completed the lovely star pattern and made it into a pot pourie holder. This pattern was from the book *A Year of Doilies Book 5*, LA3706. Different books can describe the same stitch very differently – some are easy to follow, some are not. If you are having difficulty following the directions for a specific stitch, try looking it up in other books that use the same stitch to see if they describe it better.

Valerie C, Scone, NSW

Hi! Thank you for your prompt attention to my order, which arrived safely, and my friend and I are both delighted with the Taylor's Awls, and have recommended them to our friends. Many thanks.


Leigh W, Yandina, QLD.

Crocheted this toy dog with Dazzle 8ply yarn



Deni H, Mansfield BC, QLD

I received the *Tatting with Visual Patterns* LH17. ABSOLUTELY THRILLED with book and the quick, efficient ordering and postal process. Must come and visit your little treasure house and stock up on some lovely threads. Thanks heaps!!



Visiting hours:

Mon, Tues, Thurs: 9am—3.30pm

Fri: by appointment

Sat: 1st Saturday of each month 9am—12pm


Wed: Group visits (6 or more) by appointment

Workshops: Tuesdays 9.30am—11.30am bookings recommended

Order three ways (See front page for contact details):

Secure shopping cart, phone or mail.


We ship Monday, Tuesday, Thursday and Friday. We endeavour to ship all orders received before 12pm on these days, and orders received after this are shipped on the next day we ship.



Look What We Found



LA5534 Heirloom Baby Knits
\$35.95 **** Very Heavy**



NMSTB12873 Tunisian Crochet for Baby \$ 42.50
**** Very Heavy**



871385 Beautiful Baby Boutique 2 (crochet)
\$16.25



TW397 Beautiful Babies (crochet) \$17.20



879549 B is for Baby (crochet) \$26.70 ***Heavy**



LA3529 So-Bright Romper Sets (crochet) \$19.50



LA4577 Knit Lace & Leaves for Baby \$17.10



PARK66 Cuddle Cardigans Ed2 (Knit)
\$10.75



LA4791 Timeless Christening Sets (Knit) \$15.95



LA4976 Lovely Layettes (Knit)
\$15.30




885130 Car Seat Covers (Crochet)
\$8.95



CL4357 Cozy Knits for Cuddly Babies \$34.95 **** Very Heavy**



PARC201R Knitting for Babies \$11.20



PARK200 Knitting for Baby \$10.75



PP288 Beautiful Babies 2,3,& 4 ply (Knit)
\$21.95



HL149 Heirloom Leaflet (knit) \$9.05



BK31 Favourite Knitted Outfits Doll & Premies \$13.50



878530 It's a Girl Thing (crochet) \$15.95



871391 Cable Cocoons & Hats (Knit) \$16.25



IW87394 Crocheted Baby Gifts \$22.95



877509 Adorable Baby Clothes (crochet) \$17.75



885108 Aran Baby Sweater \$8.95



LA6435 Crochet Refresher \$16.95



LA3468 Mamma's Girl Knit \$15.15



LA3145 Sweet Layettes to Knit \$12.90



PP276 Classic Collection (Knit) \$18.30




PARK202R Baby Knitting & Crochet Book \$11.20



PO110 Candlewicking Collection Bk 10 \$12.95



LNSB14 Hardanger Hearts a Love Affair \$28.95



NN209 Elegant Accent 111 in Hardanger \$14.25




SM3434 Classic Hardanger \$35.40
**** Very Heavy**



HHT230 Tatting a 4 Square Ring \$47.50
*** Heavy**



HHT103 Tatted Baby Gifts Set \$10.60



CL3507 Baby Knits Two \$24.95 * Heavy



LA3797 To Baby with Love \$17.50



LA4267 Christening Sets to Crochet \$15.30



LA3363 Tender Touch Layettes (crochet) \$18.70



LA2882 Christening Ensemble \$12.85



LA75027 Baby Layette Afghans (crochet) \$8.30



LA2537 Worsted Weight Layettes (crochet) \$12.95



ACCRI10 \$1.00 per metre



ACCRI7 \$0.90 per metre



PP1106 Baby Outfit in Moondust DK (Knit) \$5.15



KCK614 Kids Connection Leaflet (Knit) \$5.10



CMPATC078 Interlocking Shell Baby Set \$5.00



HOOKSETKNOOK \$19.50



LAFVOL7 Baby's Treasure Chest \$12.50



Rayon 3ply in:
1 Kilo COTRAY1KG 98.60
50gm COTRAY50 \$12.50



Peter Pan Yarn 4 ply & 8 ply
Moondust YRN8PANMOON/YRN4PANMOON \$8.15
Shaded YRN8PANSP/YRN4PANSP \$7.50/\$7.30
Plain YRN8PAN/YRN4PAN \$7.50