



# Crochet Extra

125th Edition- September 2016

August was a busy month here at Crochet Australia. We had lots of visitors, including two large groups – the Caloundra Lace Group and the Gold Coast Craft Group.

The Gold Coast Group joined in one of our flower workshops as well as having a good look around – both in the shop and the area – having lunch at the nearby Ginger Factory. I also went along to the Kureelpa Spinners, Weavers and Fibre Arts group to give them a workshop on crochet flowers.



We also had the annual Street Fair here in Yandina, where Crochet Australia sponsored Crafty Jane and her Crochet Cubby introducing children to the delights of yarn and crocheting.

DMC – the producers of the Natura cotton, babylo cotton, Cebelia cotton, petra, cordonette and perle cotton – turn 270 this year. To celebrate they have a competition open to all people who purchase DMC products from an authorised retailer (Crochet Australia is one). See their [website](#) for details.

We have had quite a few queries about Tunisian and double-ended crochet and so decided to make this both our theme for the month and the focus of our workshops for September.



And please continue to send in photos of your completed projects or bring them in for us to photo. We will have our Customers Corner next month to feature

what you have made. All photos submitted of projects made with yarn or pattern from the store will be in the draw for a \$25 voucher.

Are you looking for crochet-along (CAL)? The Aussie [Crochet Group](#) in Ravelry host one each month. Crochet Australia is sponsoring their September CAL—preparing for Christmas.

Until next time

Lynda

**Crochet Australia,**  
**PO Box 285**  
**Yandina Qld 4561.**  
**(07) 5472 8586.**



## Theme – Tunisian and Double-ended Crochet

Tunisian crochet – also called, tricot crochet, afghan crochet, shepherd's knitting, hook knitting or railroad knitting – is considered to be a mixture of knitting and crochet. The origin of Tunisian crochet is shrouded in mystery, but it became popular in the nineteenth century for the warm dense fabric it could create. In the last several years, Tunisian patterns have quickly risen back into vogue, with new lacy stitches to create innovative afghans, unique sweaters, and modern accessories.



It begins like crochet with a chain, however uses a special hook that looks like a knitting needle with a hook on it, to collect the stitches, which are then 'cast off'. Unlike traditional crochet and knitting, the work is never turned, so you always have the front facing you. Once mastered, there



are a whole new set of stitches that can be created for beautiful textural fabric.

Double-ended crochet is an extension of Tunisian crochet to create coloured reversible fabric. It is also called crochenit, reversible crochet, crochet on the double or cro

-hooking. As the name implies, it uses a double-ended crochet hook and usually 2 or more colours of yarn. The colour of yarn is changed every 2<sup>nd</sup> row so there is no need to sew in the ends later. The double-ended hook is also useful for Tunisian in the round.

When doing either of these forms, it is important to remember that the hook used is at least 2 sizes bigger than a standard hook you would use with the yarn. For example, when using 8 ply, you generally use a 4mm crochet hook, therefore you would use at least a 6mm or 6.5mm Tunisian hook.

You'll find more suggestions in our next section. Or try the following free pattern – the [Tunisian shaker placemats](#).

Email: [info@crochetaustralia.com.au](mailto:info@crochetaustralia.com.au)

Website: [www.crochetaustralia.com.au](http://www.crochetaustralia.com.au)

Facebook: [www.facebook.com/crochetaustralia](https://www.facebook.com/crochetaustralia)

ABN: 31 595 069 229



## Tip of the Month

### - Yarn Twists



Have you crocheted with thread/yarn and found it easily splits or becomes more tightly twisted and tangled? This arises, not due to poor quality, but often because of the way in which the thread/yarn is twisted. I found that Doris Chan best describes this in her blogs (which I've summarised below)

All fibre (except un-spun roving) is spun to make it become a long continuous thing that then becomes yarn. Some yarns are then constructed without any more twist, such as tubular, woven or ribbon type yarns. For most conventional yarns and threads, there is additional twisting together of plies, which can be done in two directions, clockwise or counter-clockwise. The former gives you an S-twist, the latter a Z-twist. How can you tell? Look at a single strand of yarn; if the fibres or plies make a slant this way \, like the center stroke of an S, then it is S-Twist. If it slants this way /, like the centre stroke of a Z, then it is Z-Twist. Below, Z-Twist on left, S-Twist on right.



Most yarns are produced with an S-Twist. The process of crocheting however makes a Z-twist. (Knitting an S-Twist). Each time you yarn over and draw a loop through you are giving the yarn a little counter-clockwise nudge. When you crochet with S-twist yarn, you are un-twisting as you go, meaning the plies become separated and the yarn will become splitty. Alternatively if you use a Z-twist it strengthens the yarn, but can result in over-twisting causing it to tangle.



To eliminate user twist, rotate the skein/ball as you use it. (which you can only do when pulled from the outside). You often seen your yarn ball flipping around when you pull it - that's your feed coming off the ball without twist. To stop the ball flipping around, but allowing it to spin, you can use a yarn pet or something similar. When using a small ball of thread, try a thread holder or use a zip lock bag with a hole in it to feed the thread through and this allows the ball to rotate as you use it.'



Did you know the Lizbeth balls of thread come in a zip lock bag with a small hall in it? You can use this bag to hold the ball with the thread passing through the hole. As you use the ball it rotates in the bag.




## Lynda's Book of the Month



### 871390 50 Tunisian Stitches \$24.75 \*Heavy

By Darla Fanton. Learn the basic Tunisian stitches with clear language and colour photos, then choose from the 50 patterns for you next project. Projects include a keyhole scarf, a roll brim hat, readers wrap with extra large pockets, and a mobius shawl. 55 pages.





## Look What We Found



**B1177 Tunisian Crochet Encore**  
**\$34.50 \*Heavy**



**LA75432 Tunisian Crochet Stitch Guide** \$25.45




**IW85536 The New Tunisian Crochet**  
**\$39.95 \*\* Very Heavy**



**871389 Colourful Tunisian Afghans to Crochet** \$17.95



**CCTCPLS Tunisian Crochet Puff Lace Stitch** \$7.50



**LE92 Tricot Crochet the Complete Guide**  
**\$40.95 \*\* Very Heavy**




**SP8299 Unexpected Afghans** \$29.95  
**\*\* Very Heavy**



**LA5729 Short Row Tunisian Fashion**  
**\$22.50**




**LA6198 Tunisian Baby Blankets**  
**\$15.95**




**NM STB12873 Tunisian Crochet for Babies** \$42.50  
**\*\* Very Heavy**



**871526 Tunisian Amigurumi** \$19.40



**879552 Learn Tunisian Stitches +DVD** \$25.10 **\*Heavy**




**B1076 Get Hooked on Tunisian Crochet** \$35.95 **\*Heavy**



**LA3758 Teach Yourself Tunisian Crochet** \$21.25






**CCV01D-DVD Learn Tunisian Crochet \$39.95**




**ASN1330 Reversible Kitchen Sets \$13.65**



**201013 Dishcloths on the Double \$12.75**



**873917 Cro on the DBL Mile a Minute Afghans \$14.30**



**873416 Crochenit Cuddle-up Lapghans \$13.95**




**873416 Crochenit Beautiful Baby Afghans \$13.95**



**842251 On the Double Sampler Afghan \$19.50**



**843111 Southwest Ripples on the Double \$14.95**



**842653 Sensational Shawls on the Double \$12.95**



**874711 Cro on the Dble in the Round \$12.30**



**879544 Crochetnit Fashions \$15.00**



**871130 Crochet Compendium \$26.95 \*\* Very Heavy**



**SC42 Simply Crochet Magazine Issue 42 \$21.30 \*Heavy**



**842614 Reversible Ripple Afghan \$13.95**

#### Visiting hours:

Mon, Tues, Thurs: 9am—3.30pm

Fri: by appointment

Sat: 1st Saturday of each month 9am—12pm

Wed: Group visits (6 or more) by appointment

**Workshops:** Tuesdays 9.30am—11.30am bookings recommended

#### Order three ways (See front page for contact details):

Secure shopping cart, phone or mail.

We ship Monday, Tuesday, Thursday and Friday. We endeavour to ship all orders received before 12pm on these days, and orders received after this are shipped on the next day we ship.





### HOOKTRICOTSET \$43.80

Set of 8—30cm long. Sizes 2.5mm to 6mm. Or purchase individual hooks between \$4.75 and \$7.50.

Also 35cm available in sizes 4—6.5mm \$7.55.



### HOOKAFGHANFLEX

Tunisian flexible hooks 43cm long.  
 Sizes: 4mm \$10.50  
 5mm \$10.75  
 6mm \$12.50.



### HOOKTRICOTFLEXBOYE \$12.50

Tunisian flexible hooks 105cm long. Sizes: 8mm, 10mm and 15.75mm



### HOOKTRICOTFLEX \$9.90

Bamboo Tunisian flexible hooks 60cm long. Sizes: 9mm and 10mm

Or a set of 2 for \$18.00



### HOOKCIRC101 \$18.50

Double ended flexible hooks 101cm long. Sizes 5.5mm, 6mm and 6.5mm



### HOOKCIRC80 \$11.50

Double ended flexible hooks 80cm long. Sizes 4.25mm and 5mm



### HOOKSETCROLGE \$59.85

Set of 7 Double-ended aluminium hooks 35cm long. Sizes 3.75mm to 9mm

Or individual hooks for \$9.50.



### HOOKCRO25M \$9.50

Double ended hook. Sizes 11.5mm & 16mm

### HOOKCRONIT \$14.50

Double ended hook with caps. 35cm long 9mm



### HOOKCABLE \$16.35

Double ended flexible hook with caps. 79cm long 9mm



### HOOKCROCOMBO \$29.50



In Southern California the Flying Fingers Yarn Truck has replaced the ice cream van! Can you imagine this coming down your street?