

Crochet Extra

128th Edition December 2016 / January 2017

The end of the year has arrived far too quickly! With my Son finishing Primary School there are a lot of 'functions' as he says goodbye to teachers and schoolmates and prepares for High School. Of course all of this is amongst the rest of the festive season celebrations and parties and my crocheting gifts and Christmas decorations. I just hope I get them all done.

During October the QCWA held their annual conference where they complete the judging for the competitions. I had entered two items in the Knitting & Crochet competition (having won the class at Branch and Division they went on to State). One item – a pair of socks I made in our June workshop—won first prize in its category and the other item – my get squared shrug made from Risoni silk in our October 2015 workshop—won a special prize in its category. I was quite happy with the results and look forward to entering new items next year.



We have also just signed up to attend the IntoCraft Show in Brisbane in March next year (this was the Craft & Stitches Show).

We hope a number of you are planning to go and we will look forward to meeting you there. We'd also like to hear from you what items you would like to be able to look at/purchase at the Show.

For our December workshops we will be making Christmas Decorations – ornaments for the tree, Christmas stockings, gift bags and more. There will be no workshops in January.



We thank you all for your custom throughout the year, your patience when we've run out of items and have had to wait until it comes in, your suggestions for new notions and patterns to bring in and your recommendations for new yarns to try. We can't always get them all, but we do our best. Sarah and I wish you a very merry and safe break over Christmas and the New Year and look forward seeing you/hearing from you in January.

Lynda

Crochet Australia,
PO Box 285
Yandina Qld 4561.



Last day of trading
Thursday 22nd
December 2016
Re-open Monday
9th January 2017

Theme – Jewellery and Beading

With December and January being the party season, we've chosen jewellery and beading as our theme. You can make your own matching accessories – having something that no-one else is likely to have.



Most of the necklaces, earrings, hairclips, bracelets and broaches can be made from cotton thread and become a great way to use up scraps. Size 10, 20 or 30 are great for jewellery. Or add some glitz using the metallic yarns – the Klasic Metallic cotton #30 is excellent for this whether you tat, crochet or knit. Or you can use thicker yarns for a chunkier look—the excel metallic yarn is great to add glitz to this. And the simple



flower can be easily turned into a marvelous hair accessory or broach.

You can also add sparkle with beads, buttons, shells, or other keepsakes you've got sitting around, incorporating them into your creation. I've seen many patterns turned into something entirely different by

adding beads, and other trinkets from broken jewellery. While we don't sell the seed beads or findings at Crochet Australia, we have got some in to create some jewellery kits to help get you started, along with some other tools. See them in our specials.

Why not try the Clover Jewellery Maker? This is a loom fashioned on the old French knitting spool and allows you to add beads in as you go to create lovely jeweled accessories.

See the other tools and books to help you create your fashion accessories for this party season in our Look What We Found section. And of course a number of the new books focus on jewellery, so don't miss these either. A simple one to start with is the free pattern [knit, crochet](#) or [tat](#) earrings. Experiment with different yarns and adding beads in other places to make them even more unique.



Email: info@crochetaustralia.com.au
Website: www.crochetaustralia.com.au
Facebook: www.facebook.com/crochetaustralia
ABN: 31 595 069 229



Tip of the Month

Using Beads



There are several techniques you can use to add beads to your work – whether you are crocheting, knitting or tatting. The easiest by far is to thread the beads onto your yarn before you begin your work and pull up the bead as you need it. If you are making a pattern with your beads, you will need to put the beads on in reverse order! Threading beads onto your yarn can be done in several ways

Big eye needle – These are thin, but have a large eye for the yarn that goes nearly the whole length of the needle so can cater for any thickness of yarn. Thread the yarn through the eye and use like a normal needle, picking up the beads with the point.

Beading needle – These look like a normal sewing needle but are thinner and have a smaller eye. Thread thin sewing cotton through the eye, cut it and tie the ends together to form a loop. Feed your yarn through this loop and continue as with the big eye needle.

Floss threader – Feed your yarn through the loop at the end of the threader, and pick up the beads with the pointy end of the floss threader.

Crochet Hook – Slide the beads onto a shaft of a fine crochet hook - .4mm or .5mm work best. Hook your yarn and then drop the beads onto the yarn.

If you don't like to thread the beads onto your yarn/thread before hand, you can use the 'bead-as-you-go' technique. This will require you to have a crochet hook at hand that will go through your bead in order to pull the yarn through at the point in which you wish to add a bead.

Rub beeswax onto your thread before threading beads – this keeps your thread from fraying, protects it from moisture and decay, allows your beads to slide easily and keeps your stitches tight.

The colour of the thread influences the colour of the beads—if using a mix of colours, match the thread colour to the lightest bead in the design.

The beads should have holes that are large enough to easily slide over the yarn that you choose. You shouldn't choose very heavy beads for very thin thread/yarn (even though they would fit). Choose smaller beads for thread crochet, mid-sized beads for mid-weight yarn and reserve heavy, big beads for bulky weight projects. If you want to work with smaller beads but thicker yarn: String your beads on to thread that matches your chosen yarn in color. Then hold both the yarn and the threaded beads together, working them as a double-strand crochet project.




Book of the Month




871378 Jewelry to Crochet \$9.50

By Susan Lowman. 24 pages.


7 sets of jewellery to crochet using size 3, 5 or 10 crochet cotton. Includes projects using metallic thread and beads, for necklaces, earrings and bracelets suitable for everyday wear or that special occasion. Suitable cottons we stock include Mount Tricot Perle, Maxi, Lizbeth, Babylo or DMC Perle.




Look What We Found




**HHT286 Lace of Beads #10
Blocks of Bead 2 (Tatting)
\$12.10**



**HHT274 Lace of Beads # 8-
Blocks of Beads (Tatting)
\$13.50**




**HHT424 Beaded Tatting Finery
\$51.95**




**HHT459 Shabby Chic
Tatting \$35.50**



**HHT353 Tatting Jewellery
\$34.95 ** Heavy Book**




871137 Tatted Jewellery \$15.20




**HHT473 3D Flower
Tatting \$58.50**



**HHT373 Crochet &
Tatting Lace (Japanese)
\$59.95 ** Heavy Book**



**HHTCD25 Beads &
Knots (Tatting) \$42.50**




**HHT336 Boutique Tatting
\$43.95**




**LA4395 Elegant Wire
& Bead Cro Jewellery
\$18.05**



**CJV22D Learn to Crochet
Jewelry \$29.95**




**LA3962 Crocheted Wire &
Bead Jewellery \$19.95**



**KP12303 Crochet with
Beads 2, \$15.95**



**876501 Wire & Bead Crochet
Wonders \$18.30**



**885112 Make it
Tonight Jewellery
(Crochet) \$8.95**



878537 Beaded Neck Candy (Crochet) \$12.95



876550 Easy Bead As-You-Go (Crochet) \$22.45




NMTA07761 Crocheted Hearts & Flowers \$19.75



TFJB Jenny's Bouquet \$9.50



875560 Beautiful Beaded Necklaces (Crochet) \$13.45



LA4014 Crochet Overlay Jewellery \$26.20 * Heavy



LA4786 Beaded Bracelets to Knit \$15.30



121081 Quick-Knit Flower Frenzy \$13.80



121073 Little Knitted Jewels 19.95 * Heavy



871120 How To Crochet Bead Tube Jewellery + DVD \$22.92 *Heavy




ACCBADKNITTER Bead Jewellery Knitter \$21.95



ACCKNITWONDER Clover Wonder Knitter \$13.95



ACCBADNEEDLE 10-13 \$2.90



HOOKSETS WITH FINE CROCHET HOOKS

ACCTATNDLSETSM \$22.50



ACCTATGAUGE \$6.70 (Available in 3 colours)



HOOKSETCVAMOUR7 set 7 steel Amour hooks \$87.95



HOOKSETCVARST8 Clover hook set steel \$72.00



HOOKSETGOLD Gold Tipped Hook set \$72.00



HOOKSETICHANGE Boye Changeable Hooks Set \$42.95