

Crochet Extra

134th Edition- July—2017

June was an exciting month with the arrival of boxes of new yarn – it was great fun opening them and seeing the amazing colours – these are the Whirl cakes – a 4ply cotton/acrylic blend – and Sunkissed – lightly variegated 4ply cotton. Both are lovely to work with and the pattern ideas are endless. Our theme takes a better look at the cakes to see what you can do with these.

This month Knitfest is on – 8th and 9th July in Maleny. We will have these new cottons, plus more at our trade stall.



Come along and see them and feel them if you are up that way, and join our workshop to crochet flowers or learn



corner 2 corner.

We've also been busy making room for all the new broomstick products – we now have knitting pins in sizes 12mm to 20mm in addition to the 25mm pins we have always had, plus circular pins for making continuous broomstick patterns, such as the bag in our new patterns.



We've also got some other broomstick patterns in store using these different size pins. We will be demonstrating broomstick crochet and hairpin crochet at our stall in Knitfest.

As broomstick has become popular, our workshop this month will be learning broomstick crochet and making this Indian Summer top – with the ability to learn a number of different broomstick techniques. Book your spot now.

And of course don't forget our special one day workshop on 26th August with Jenny King – learning her Get Squared Technique and make garments that fit.

Until next time

Lynda

Crochet Australia,
PO Box 285
Yandina Qld 4561.



Cakes without calories.

Have you got yourself some cakes yet? I don't mean the type you eat – but yarn cakes. There are several on the market at the moment, and they are all different. We went with the Whirl cake from Scheepjes as it is a cotton blend rather than wool blend (such as the Caron and Lincraft Cakes). Each type of Cake also has a different thickness, with the Whirl being a 4 ply whereas the Caron and Lincraft cakes are a 10ply. Regardless of which one you get, what can you do with them?

Because the cakes have a gradual colour change from beginning to end, they are very effective on anything that begins at a centre point – for example mandalas, star-shaped blankets, half circle and triangular shawls and ponchos. But they can equally make quite a statement on items done in rows - such as afghans. They generally don't work with granny squares to be sewn together and jackets and tops with sleeves to be added later, without some additional planning and preparation.

The gradual colour change enables some stitches to stand out more in a pattern or bring a different look to some multi-coloured patterns. Take this example of a shawl, done in multi-colours, a plain colour and in a cake.



There are many free Crochet-A-Longs (CALs) that will look fabulous in a cake – Sophie's



Choice, Mandala Madness, Lost in Time Shawl, Galaxy of Change, Virus Shawl – just to name a few. Check out Ravelry for more. There are also many patterns in store that will look good in a Cake. See these in the Look What We Found section. If you've found other great patterns let us know.

If you are looking for something to get you started, try the free [Whirl Mandala Cardigan](#) with a Whirl Cake.



Email: info@crochetaustralia.com.au

Website: www.crochetaustralia.com.au

Facebook: www.facebook.com/crochetaustralia

ABN: 31 595 069 229



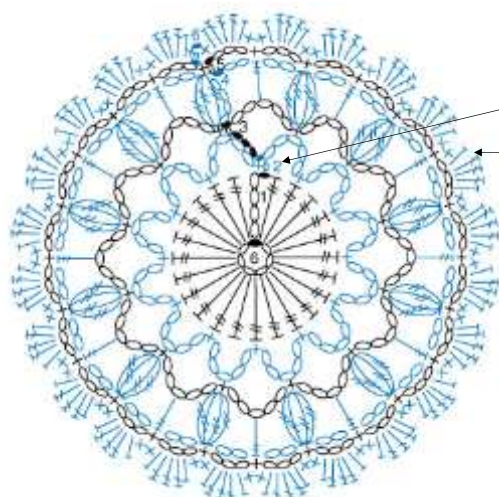
Tip of the Month – Reading Symbol Charts



Stitch charts or symbols are being used more as an addition to or in place of words to describe a pattern stitch. Symbol charts overcome the language barrier between countries and allows access to a much wider range of patterns than just English language crochet instructions. It also helps to overcome the US v UK terminology differences. At first glance these charts can look daunting. However the diagram looks similar to the finished item and shows how it is constructed.

In symbol charts, each stitch is represented by a little picture or symbol and when these symbols are arranged as a diagram they form a rough picture of the finished article. For the most part, each symbol represents a stitch as it appears on the right side of the work, and provides all the information required - # of chains/stitches, where to join, and the round/row numbers.

The Craft Yarn Council of America has established a standard set of symbols, but the best chart I've seen is on Dabbles and Babbles as they cater for US and UK terminology and include some of the newer symbols—on the next page. Some diagrams use different colours for each row as below, while others may just number it. There are also videos available and books to help with reading symbol charts.



Row number

Type of stitch (See table next page)

Instructional DVD—[Learn to Read Symbol Crochet Diagrams](#) \$29.95 (CDV02D)

Book—[Complete Guide to Symbol Crochet](#) \$15.95 (LA75475)



Book of the Month



LA75489 Throws worked in the Round \$11.20

Rugs that are crocheted in the round are so much quicker, are definitely easier and look great made with a cake. There are some for the raw beginner so no one misses out here. Included are the humble granny rug, another that begins with a circle but finishes up rectangle, a 7 pointed star, large octagons and small square fillers in bright colours combined for a colourful masterpiece, a spectrum throw in matching shades, a 62" lacy circular throw in variegated yarn combining rounds and medallions, the favourite Catherine wheel / Bavarian crochet worked as a square plus a beautiful round lapghan with raised stitches and multiple colours. You could not go wrong with this little book of 48 pages.

Visiting hours:

Mon, Tues, Thurs: 9am—3.00pm

Fri: by appointment

Sat: 1st Saturday of each month 9am—12pm

Wed: Group visits (6 or more) by appointment

Workshops: Tuesdays 9.30am—11.30am bookings recommended

























































































Order three ways (See front page for contact details):

Secure shopping cart, phone or mail.

We ship Monday, Tuesday, Thursday and Friday. We endeavour to ship all orders received before 12pm on these days, and orders received after this are shipped on the next day we ship.

CROCHET SYMBOLS & DIRECTIONS CHART

The symbols listed below are the standard crochet symbols and abbreviations. When possible the names are given for each symbol with both US and UK terminology. Please refer to your pattern key for any additional symbol directions.

	 Chain (ch)	 Chain (ch)		 dc3tog	 tr3tog		 2 crossed dc	 2 crossed tr
	 Slip stitch (sl st)	 Slip stitch (sl st)		 3 dc cluster	 3 tr cluster		 2 crossed dc with chain	 2 crossed tr with chain
	 Single crochet (sc)	 Double crochet (dc)		 3 hdc cluster, puff, bobble	 3 tr cluster, puff, bobble		 Decrease in dc	 Decrease in tr
	 Half double crochet (hdc)	 Half treble crochet (htr)		 5 dc popcorn	 5 tr popcorn		 2 stitch decrease in dc	 2 stitch decrease in tr
	 Double crochet (dc)	 Treble crochet (tr)		 5 dc shell	 5 tr shell		 3 chain arch	 3 chain arch
	 Treble crochet (tr)	 Double Treble crochet (dtr)		 ch 3 picot	 ch 3 picot		 5 chain arch	 5 chain arch
	 Double treble crochet (dtr)	 Treble treble crochet (trtr)		 Front post dc (FPdc)	 Front post tr (FPtr)		 Joining bar	 Joining bar
	 sc2tog	 dc2tog		 Back post dc (BPdc)	 Back post tr (BPtr)		 Direction of work	 Direction of work
	 sc3tog	 dc3tog		 Work in back loop only*	 Work in back loop only*		 Beginning of work	 Beginning of work
	 dc2tog	 tr2tog		 Work in front loop only*	 Work in front loop only*		 End or bind off	 End or bind off

*symbol appears at the base of stitch being worked


CROCHET ABBREVIATIONS & TERMS

beg = beginning
bg = block
cc = contrast color
ch = chain
dc = double crochet
dec = decrease
dtr = double treble crochet

hdc = half double crochet
htr = half treble crochet
inc = increase
rep = repeat
rnd = round
sc = single crochet
sl st = slip stitch

sp(s) = space(s)
st(s) = stitch(es)
tog = together
tr = treble crochet
tr tr = treble treble crochet
ws = wrong side
yo = yarn over

[] = work instructions within brackets as many times as directed
() = work instructions within parentheses as many times as directed
* = repeat the instructions following the single asterisk as directed
* * = repeat the instructions between the asterisks as many times as directed



Look What We Found



SP83050 Mandalas to Crochet \$38.50 ****Very Heavy**



871628 Doily Afghans \$18.50



871127 Shaped Afghans \$13.70



NMBR542043 Peek-a-Boo \$5.25



879518 Afghan Variations \$14.95



LA3541 Cabana Wraps \$19.70



LA6186 Best of Mary Maximum Ripple Afghans \$18.50



LA4623 Circular Baby Afghans to crochet \$16.40



LA75015 So Sweet Baby Afghans Knit/cro \$8.50



LA75011 Beg Guide Ripples for Baby \$8.30



LA5949 Baby Afghans \$15.55 crochet




LA75038 Touch of Class Afghans \$8.30



885111 Geometric Afghans to Crochet \$8.95

Circular Shawl patterns by Vicki Moodie—\$5 each



CMPATC042



CMPATC066



CMPATC043



GC084 Naomi Shawl
\$10.00



GC68108 Isabel Circular Shrug
\$10.00



MG84766 Sock-yarn Shawls Knit
\$45.20
*** Heavy**



SP2244 A Gathering of Lace Knit
\$52.95
**** Very Heavy**



LA5586 The Lace Knitting Palette
\$37.95 **** Very Heavy**



B904 Knits from the North Sea
\$52.95 **** Very Heavy**



LA4233 Classic Quick Knit Throws
\$17.50



121031 Timeless Lace Knit
\$26.70



LA3976 Poncho Perfection Knit
\$12.00



871102 Lotus Leaf Wraps
\$13.70



871229 Fashions to Flaunt Crochet
\$15.70



871207 Exquisite Crochet Shawls
\$14.50



LA5258 Wonderful Wearable Wraps
\$17.10



871601 Great Yarns Great Styles to Crochet
\$24.50
*** Heavy**



SO67057 Cool Looks crochet
\$18.50



A7363 Rustic Modern Crochet
\$32.45



LA4589 Cool Cover ups to Wear
\$15.50



LA3981 Ponchos for Kids \$17.40
Knit & crochet



LA3977 Weekend Wear Ponchos \$13.65



875552 Eternity Shawls to Crochet \$13.45



LA4524 Wraps to Throw \$19.30
crochet



ASN1444 Must have Capes \$14.20
Knit & crochet



874532 Poncho Panache \$20.30



ASN1306 Ponchos to Knit & Crochet \$13.20



885104 Easy Shawls \$9.20



A0781 Lovely Knitted Lace \$29.95 ** Very heavy



GC93110 Lia Mobius Wrap \$10.00



ASN1383 Easy Breezy Wraps \$13.35



LA3975 Quick & Easy Ponchos \$14.95 crochet



LA3948 Trendy Knit Ponchos \$13.80



LA5734 Wraps by the Dozen \$18.50 crochet



876527 Sensational Shawls & Scarves \$13.35



NMCC0008 Lets Wrap Knit/cro \$9.50

Crochet Monthly Magazines \$9.00 each. Modernise the large doilies, table centres and tablecloths with colourful yarns to create afghans and shawls.



MAGCROMHLY280



MAGCROMHLY284



MAGCROMHLY290



MAGCROMHLY297



MAGCROMHLY299



MAGCROMHLY332