



Crochet Extra

150th Edition-December 2018/January 2019

We are now in the official count down for Christmas. I can't believe in just 4 more days my son will be on school holidays. Sometimes I wish I was a child again..... I know many of you have been very busy with your holiday crafting and gift giving, and I hope you get everything completed on time.

We are beginning to see a slow down in the delivery times by both our couriers and Australia Post as the Christmas season approaches, so do allow extra time for deliveries. Our couriers have advised us of their cutoff dates to ensure deliveries arrive by 25th December. Australia Post don't publish their dates, but please allow a few extra days compared to the table below, which shows last pick up dates:

Wednesday, 5 December 2018 Country WA, Country Tasmania & Northern Territory via on-forwarding

Friday, 7 December 2018 Perth, Country Vic, Tasmania

Monday, 11 December 2018 Country NSW, SA via on-forwarding

Thursday, 12 December 2018 Country Queensland via on-forwarding

Monday, 17 December 2018 Adelaide, Geelong, Bendigo, Melbourne, Wollongong, Canberra, Albury-Wodonga, Orange, Tamworth, Port Macquarie & Coffs, Newcastle & Central Coast, Townsville, Cairns Rockhampton, Gladstone & Mackay

Tuesday, 18 December 2018 Sydney, Northern Rivers (Byron Bay to Grafton), Bundaberg & Hervey Bay

Thursday, 20 December 2018 Brisbane, Gold Coast, Toowoomba and Sunshine Coast

We've had some new items come in that will make great Christmas gifts and of course all the new whirl ombré colours have arrived. We've also been advised on the colours being discontinued in the dazzle, heirloom 8ply cotton, Peter Pan baby yarn, loyal wool, boho sock yarn and the dishcloth cotton – these are now all on our website.

Thank you for all your custom throughout the year. Sarah and I wish you all a very Merry Christmas and an enjoyable break with family and friends, and I look forward to more happy crafting with you in the New Year.

Lynda

**Crochet Australia,
PO Box 285
Yandina Qld 4561.
(07) 5472 8586.**



Lacework

Lacework is a decorative style of crafting that is characterised by open spaces, clear lines and may also have scallop edgings. Traditionally, lace was made with needles and bobbins – bobbin lace, knotwork, tatting - which is a highly labor intensive process. I have read that crochet arose as a less labour intensive way to produce lace. Certainly in my experience, lace can be crocheted in a fraction of the time.

There are many different styles of crochet lace – some using special tools, such as broomstick and hairpin – while others use a combination of stitches, such as pineapples, Irish lace, and bruges lace. Crochet lace generally uses regular crochet stitches, but with more spaces between them. As such crochet lace can be made by beginners and advanced crocheters alike. This is the same with knitting lace.

Lacework is traditionally used with doilies and insets in clothing. More modern times have seen an expanded use of lace into shawls, jumpers, all over patterns in tops and dresses, scarves, jewellery and even afghans. It is more commonly made with fine threads, however similar looks can be achieved with thicker yarns.

It is important to block all lacework to open up the fabric and show off the spaces and pattern.

In the next sections we look at the lacework patterns and other lace making tools available. If you've never tried lacework before, try making this [vintage toddler dress](#).



Holiday Trading Hours:

**Open as normal—Monday 17th December,
Tuesday 18th December, Thursday 20th
December, Friday 21st December
Extra trading day—Wednesday 19th
December**

**Closed from 22nd December until 7th
January**

**Reopening as normal —Monday 7th January
Workshops resume—Tuesday 15th January**



Email: info@crochetaustralia.com.au
Website: www.crochetaustralia.com.au
Facebook: www.facebook.com/crochetaustralia
ABN: 31 595 069 229



Tip of the Month



First time using thin yarns and thread

Have you been hesitant to use finer yarns and threads thinking it is too hard and fiddly? Below we have some tips for those who have never used finer yarns and threads to help get you started.

1. Understanding thread sizes – thread sizes work opposite to yarn sizes. The smaller the number, the thicker the thread – or the higher the number, the thinner the thread. If you are new to thread, start with a number 5 or 10. Cotton perle (pearl) embroidery threads, although generally softer and more shiny than crochet cotton, may be used in crochet patterns as follows:- #5 perle is a little thicker than #10 crochet cotton but is suitable for most #10 cotton patterns; #8 perle is about the same as #20 crochet cotton and #12 perle is about the same as #40 crochet cotton.
2. Work with steel crochet hooks – as they are designed specifically to work with thread. They are thin, so using a hook with an ergonomic handle or comfort cushion will make them not only easier to use, but stop your fingers from cramping.
3. Avoid joining the thread in the middle of a pattern and never make knots to join the thread. As the thread is coming to an end, place the new thread along the top of the work and crochet a few stitches over this. Before the old thread has run out, change to the new thread and work the stitches over the old thread. Cut off or weave in any ends that are left. Or just let them hang and weave them in later.
4. Work your yarnovers close to the head of the hook. Don't allow the loops to go to the wider part of the hook as the loops will be too loose. Tighter tension is better, but don't pull it so tight that it hurts your hands.
5. Work with lighter colours and in good light to reduce strain on your eyes. The stitches are small and can be hard to find. It is easier and more fun when you are refreshed and energised – not tired.
6. Block your work to really show off the pattern. As you work the spaces will close up, so blocking will ensure to open up all the lace. See our [blocking tip](#) for more information.




Book of the Month


871388 The go-to Book for Irish Crochet Motifs \$29.50




by Kathryn White. The author has taken lovely vintage Irish crochet motifs, as well as her own original designs, and has rewritten them in a way that makes sense to the modern day crocheter. Learn about stitches, techniques including padded rings and cords, bullion stitch, clones knot, picots, picot loops, cording, topstitching and joinings. Included are 25 flower motifs, 14 leaves, 12 fill in designs including scrolls, wheels, fans, spokes, medallions, shamrocks and trefoils. There are also 14 different edgings and insertions, 8 embellishments that dangle - like acorns, spirals and beads and a chapter on overlays and a section all about fill in lace and techniques. The most fascination part of the book is the assembly section that details how to put your motifs together into one piece and add the fill in lace to connect the motifs. 95 pages. US terminology



Look What We Found




S4507 Bibilla Lace Flowers \$34.45
** Very Heavy



SP1088 Beginners Bobbin Lace \$32.75
*Heavy



SM3469 Mediterranean Knotted Lace \$25.50 **
Very Heavy




PARC155R A Collection of Ever-popular Doilies \$11.20



PARC142R Tatting \$11.20



PARC110 More Crochet Pineapple Designs \$11.20




PARC106 Crocheting for the Home \$11.20



BK29 Hairpin Made Easy \$13.50



871233 Beautiful Bullions \$13.80



DV5723 150 Crochet Designs \$22.95
** Very heavy



PARK114R Knitting for your Home \$11.20



871206 Learn Bruges Lace \$14.20 * Heavy



879552 Learn Tunisian Stitches + DVD \$25.10
* Heavy



871749 Colourful Doilies \$24.50



BK25 Doilies to Crochet in 4 ply



LA3588 Extra-Special Doilies \$20.15



871750 Miniature Doilies \$24.50



GANCH19 Filet/Symbol Crochet 19 \$10.95 * Heavy




GANCH81 Fillet/Symbol Crochet 81 \$10.95 * Heavy



PPan372 Peter Pan Baby Crochet Bk2 \$30.50



ASN1364 Classic White Afghans \$14.20



LA5135 Crochet Prayer Shawls \$15.50 * Heavy



LA5258 Wonderful Wearable Wraps \$20.50



LA4590 Snappy Wraps \$14.95



A7363 Rustic Modern Crochet \$32.45



LA4245 Crochet in Style \$14.60



871382 Learn Drop Stitch Crochet \$16.25



ASN1403 Lacy Fashions \$14.20



871725 Boutique Style Crochet \$24.50



871706 SIP Easy Breezy Crochet Lace \$24.50



GC18106 Pamelyn Summer Shrug \$10.00




SP8198 Crochet so Fine (was KA1989) \$30.50 **** Very Heavy**



871423 Crochet with Love Knots \$16.95



GC25106 Sonja Lacy jacket \$10.00



GC24106 Merrylee Cardigan Shawl \$10.00



GC33107 Serena Capelet Collarlet \$10.00



GC091110 Courtney Kimono Cardigan \$10.00



GC93110 Lia Mobius Wrap \$10.00



MAGCROMHLYSETD 300,301,302,303,304,305



MAGMAGICSET2003 Set of 6 Magic Crochet \$55.00 **** Very Heavy**




MAGDECORSET2004 Set of 6, Décor Crochet 2004 \$50.00 **** Very Heavy**




LA5586 The Lace Knitting Palette \$37.95 **** Very Heavy**



FA0463 Knitted Lace \$37.95 **** Very Heavy**



HHT180 60 Original Lace Treasures \$34.50 *** Heavy**



LA3893 Fresh Knit Doilies \$15.20




MG84766 Sock-Yarn Shawls (knit) \$45.20 *** Heavy**




D22905X 2nd Bk of Modern Lace Knitting \$31.95 *** Heavy**



SP1229 Tatted Lace Accessories \$40.50 **** Heavy**




LE77 Tatting beads, shuttle & Needle \$29.95



A8745 New Tatting \$42.95 **** Very Heavy**




HHT298 Tatting Theory & Patterns (hard cover) \$61.60 **** Very Heavy**



FA0196 3rd Tatting Book \$56.25 **** Very Heavy**




HHT353 Tatting Jewellery \$34.95 **** Very Heavy**




HHT32 Tatting 2nd Ed Vic Lace \$41.50 **** Very Heavy**




LH14 Tatted Fashion \$40.95 **** Very Heavy**



HHT31 Tatting Patterns & Designs \$18.95



HHT459 Shabby Chic Tatting \$35.50



HHT16 Tatting with Anne Orr \$22.50



HOOKSETCVAMOUR7 \$88.50 set of 7, steel



HOOKCASEDELUXE \$10.95 Deluxe case only



HOOKCVARST \$11.50 each, small hook sizes, or set of 8 for \$72.00



ACCNITLITESET \$69.00, Knitting needles, 14 pr, 30cm long. Individually range from \$7.50 to \$4.50