

Crochet Extra

156th Edition- July 2019

I can't believe just five years ago I became the proud owner of Crochet Australia. Where did that time go? Many of you know this was a big change for me but I have enjoyed every minute of it and I've never looked back. I enjoy talking to you about your creations, helping you with colour and yarn choices and seeing the many creations that you bring to




show me, or send in as pictures. To celebrate this occasion and to say thank you we are giving away a Crochet Australia bag for everyone spending over \$50 this month. It can be used as a shopping bag, project bag, or every day carry bags. We would love to hear how you use yours.

Fiddlesticks acrylic yarn have also introduced a new range - the fiddlesticks Superb Tweed. We have now got this all squeezed in amongst our other products. The shop is now looking very full (as if it wasn't before). I have been using the fiddlesticks superb 8 and 88 and I must say I do love using it. You can see some of the things made in this in our customer corner in the next pages.

So who's going to Knitfest? This event will be on in Maleny on the 6th and 7th of July. We will be there with a stall and holding workshops to learn the African flower motive and turn this into a purse using the join as you go technique. Be sure to book your spot in any workshop you wish to attend.



Our in-store workshop this month will be with Caitlin from woven glory to learn to work with her basket bases to create beautiful baskets. This workshop differs to our normal ones -




the price includes 2 two hour tutorials with Caitlin and all materials to make a basket for just \$50. You will need a 5 mm and 8mm hooks, however if you do not have these sizes you may borrow one for the workshop. Book your spot today so you don't miss out.

And finally, we will now also be opening on Wednesdays beginning in August. For most of this year we have been shipping orders out on Wednesdays but have been getting increased calls from people wanting to visit this day as they visit Eumundi markets and other events in the area. This means we will then be open Monday to Friday 9am to 3pm.

Until next time

Lynda

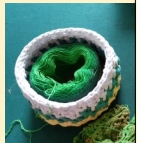
Crochet Australia,
PO Box 285
Yandina Qld 4561.
(07) 5472 8586.



The three Bs—Baskets, Beanies and Blankets

An unusual combination you might say. Yes I agree. But all of these are very practical and useful around the home on winter days and for snuggling into.

Baskets are a great way of keeping things organised. Whether it be your craft projects, hooks, pens and pencils, jewellery, cottons or just for keeping toys tidy they can be a great addition to any house. There are many modern and unique patterns on the market. And there are also some great products for creating baskets such as wooden basket bases from Woven Glory. We will be using the basket bases during our July workshop and we will have them in stock before the end of the month. Bulky yarn makes the best stiff baskets but this can also be achieved with several strands of lighter weight yarn which can give some interesting colour combinations.




Beanies are very versatile. The quick to make winter accessory to grab on your way out the door for the early mornings or late evenings or even during the day if you're in the cold part of the country. Again there are many modern and creative patterns available on the market. Any yarn can be used to make quick and easy beanies with spiral patterns to some very decorative patterns that can be challenging using cables, ribs, puffs and popcorn's. And don't forget to add the pom-poms. Or you can make a messy bun beanie with the holes in the top for ponytails or buns to stick out.

It is the perfect time of year for making blankets. It's not too hot even in the northern parts of the country, and is a great way of keeping warm when you're crafting. For me this is the only time of year I make blankets. It is a great way to challenge yourself by learning new stitches or patterns or use up all your leftovers to create some interesting colourful work.



And even if you have enough baskets, beanies and blankets around the home they make great gifts for your family and friends, donations to charities or for sale at craft markets.

In the next few pages we feature just some of the patterns and tools available for you to make baskets, beanies and blankets. Plus those in our new stuff. For our free pattern link this month we have this [hanging basket](#) from Your Family.



Email: info@crochetaustralia.com.au

Website: www.crochetaustralia.com.au

Facebook: www.facebook.com/crochetaustralia

ABN: 31 595 069 229



Tip of the Month— Crocheting a Sturdy Basket



Have you ever made a basket and been disappointed that the sides are rounded and a bit ‘floppy’? I’ve made them myself! But I came across and discovered some techniques to keep in mind to help get sturdy straight baskets really do stand up on their own.

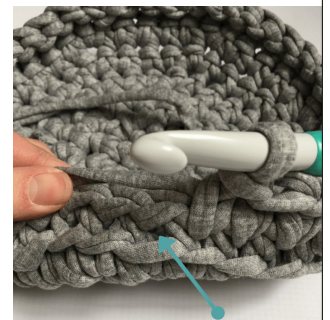
1. **Material**— Use super bulky yarn, you may even need to use two strands of chunky yarn together. Avoid the ‘soft’ yarns and look for stiffer material. T-shirt yarn is a clear leader in this area, but bulky cotton or nylon can also be very effective.



2. **Hook**—Tight stitches is also necessary to keep sturdy sides, and can be achieved with using a smaller hook than what you normally would use, as well as a tighter tension. This can be hard on your hands, so always ensure you take a break and stretch your fingers—finger [exercises](#) are good here—see our tip from February 2018.

3. **Sturdy Base**—A sturdy and thick base gives support to the sides, so that they stand up on their own. This is where the new ‘basket bases’ are great to use—they are flat and sturdy giving you a good start for the sides. If you don’t use one of these bases, you can still crochet a flat circle and when ready to start the sides do the following:

- Slip stitch in the back loop of each stitch all the way around and join with a slip stitch.
- Double crochet in the same back loop and over the top of the slip stitches just made all the way around and join with a slip stitch.



4. **Blocking**—Lastly blocking your basket made with the bulky yarn or t-shirt yarn can help to keep the sides straight and sturdy, particularly if placed over a saucepan, or pot for the size of your basket.



Lynda's Book of the Month



871530 Baskets for All \$19.40

Create handy storage units with these baskets. They also make great gifts.

The 14 different shaped baskets are made using Dk-, medium- (holding 2 strands together) and Super Bulky-weight yarns.

Skill Level: Easy to Intermediate

Pages 36

American terminology

Customers' Corner


Thank you everyone for sending in pictures of what you have been making in the past quarter. We feature below some comments and masterpieces submitted by customers. A number of you have received Best in show or first and second in your class at your local shows - congratulations to you all. And those of you who are still to enter good luck.

Send us a photo of your masterpiece (by email or on our facebook page—www.facebook.com/crochetaustralia), telling us which book it came from and which yarn or thread you used, and be in the draw to win a \$25 voucher in October 2019 (see conditions on our website). Please also add any tips you've picked up when making them. Congratulations to Robyn D, Wellington, NSW for winning this month's voucher.



Albadora Shawls made in Scheepjes whirl at the May workshops. Many of the ladies fell in love with the pineapple stitch and have made several.

Jenny Kings Shawlsational made in a Scheepjes Whirl and Fiddlesticks Superb 88




Sue Z, Nambour QLD
Crocheted the vintage doily edging using the cotton hemstitched circular doily





Chris G, Summerland Point, NSW

Crocheted this sampler blanket with dazzle heirloom. She also crocheted a beanie in Fiddlesticks Superb 8. Pattern from '871228 Hooked on Crochet Hats 2', and a group of beanies for the Mater Hospital in Newcastle, all done with Dazzle, patterns from 'LA4975 Noggins & Necks' and 'Hooked on Crochet Hats 2'



Lynda T, Yandina, QLD

Crocheted cape with papyrus cotton/silk blend. Cape from the book 'MC9867 The Happy Hooker'



Helen S, Maroochydore QLD

Was very pleased to have mastered pooling in our March workshop to complete this scarf, as were other attendees





Robyn D, Wellington NSW

Crocheted this round table center with Maxi #10 cotton winning at the local show.



Crystal L, Imbil QLD

Crocheted this Criss Cross vest adding sleeves, in Camilla batik. Crystal also made these cute animals with cotton scraps - Camilla plus others.



Alison K, Mt Coolum QLD

Crocheted this cute otter and Seahorse using Scheepjes Stone wash cotton/acrylic blend. It is a really lovely yarn to use for amigurumi.

Val M, Ingham QLD

Received my order at 2-30pm today. Very happy with your service. Thanks for your prompt attention and look forward to getting busy with my pattern tonight. Many thanks.

Kay A, Westbury TAS

Crocheted this filet pattern using Babylo #10 cotton





Workshop attendees modelling their hats made at the February workshop - just in time to see through the end of summer. All made with Scheepjes Catona Denim 8 ply cotton.



Vicki B, Hay Point, QLD
Crocheted this shawl with Scheepjes Sunkissed 4 ply cotton for her daughter. She is also making another in lavender.



Sarah S, Yandina QLD
Crocheted the African flower motifs and made these into a purse, using the small purse frames.



Janet B, Landsbrough QLD
Crocheted these market bags with Camilla Batik cotton and Catona Cotton

Sue T, Yandina QLD
Crocheted this filet pattern set with Babylo #10 cotton.

Janice D, Berkeley Vale, NSW
Thank you SO much. Your service is amazing. My order has arrived.



Sue P, Caloundra QLD
With the Scheepjes Whirl knitted this wrap and crocheted the Sophie's Dream blanket using 4 different whirls and whirlette. The Sophie's Dream is based off the centre from the Sophie's Universe pattern.



Dianne T, North Arm, QLD
Crocheted this hat with Scheepjes Catona cotton.




Cooroy Hookers QLD
Crocheted this charity blanket made with Dazzle 8 ply acrylic



Vicki B, Hay Point, QLD
Just letting you know I have received my order before 10am this morning – Wow! I am so pleased with the variegated Apricot cotton – it is a great match and the royal blue colour will blend in very well with my other unfinished baby shawl. Thanking you for your help and wonderful service.



36 people joined us at the Goodness Gracious Organic Cafe on world wide knit and crochet in public day to show our joy for knitting and crochet. Many favorable comments were received by the customers and other passer byes as we all made beanies for the homeless. At this stage I have 50 beanies from this day with the promise of more to come. Thank you all for doing so and your generosity in making these beanies. Yarn was donated by Crochet Australia.




Kerry E, Ulmarra, NSW

Just thought I'd send you a pic of my Lost in Time shawl made with Scheepjes Whirl blackberry mint chip. I love it! It's just as I wanted and it feels like I'm wrapped in a big hug. It took 2 balls + almost all the solid green on the 3rd ball. But sooo worth it.
Kind regards

Margaret D, Yangan QLD
Hi Lynda, My book and magazines arrived on Monday - Australia Post made record time for mail to our place! Thank you for organising the things so quickly. I'm almost finished a project and will get into the Bruges next.

Wendy F, Yamba NSW
Hi Lynda, just letting you know the parcel has just arrived, and the book is beautiful, I can't wait to get to my stash and start selecting yarns. Thanks again.



YB7 Yarn Bookazine 7




Deb Heck, Little Mountain QLD

After a refresher course crocheted this scarf using Fiddlesticks Superb 88



Margot K, Whyalla Stuart, SA

Tatted these lovely doilies using Lizbeth thread



Look What We Found



LA4858
Unexpected
Crochet in the
Home \$28.50



P4268 Modern
Crochet \$42.50 **
Very Heavy



871726 1-2-3 Skein
Crochet \$27.50



161040 Crochet in
a Weekend \$24.50

Visiting hours:

Mon, Tues, Thurs, Fri: 9am—3.00pm

Sat: 1st Saturday of each month 9am—12pm

Wed: Group visits (6 or more) by appointment

Workshops: Tues 9.30am—11.30am, Wed 5.30pm—7.30pm

Lessons: Tues 12.30pm—2.30pm, Wed 5.30pm—7.30pm

Order three ways (See front page for contact details):

Secure shopping cart, phone or mail.

We ship Monday, Tuesday, Thursday and Friday. We endeavour to ship all orders received before 12pm on these days, and orders received after this are shipped on the next day we ship.



871724 Colorful Crochet \$24.50



871203 When Granny meets Filet \$21.95 * Heavy



871045 Learn to Do Bavarian Crochet \$25.60



LA7222 T-Shirt Yarn Home Décor \$19.50



BHGKC2019 Make Knit & Crochet \$13.50




161044 Fast, Easy Fun Crochet \$24.50




871406 Crochet Gift in 1-2-3 \$23.95 ** Very Heavy



879515 Comfort Crochet \$14.95



HHT75 Tatting a Potpourri of Patterns \$16.50



HHT19 The Complete Book of Tatting \$51.50 ** Very Heavy



KB LOOM HAT, Hat Loom \$58.00



LA75431 Hats & Scarves \$8.90



IW30975 Easy Knit Hats \$22.95



121075 More than a Dozen Hat & Beanies \$14.95



NB2864 Fantastic Hats & Beanies \$19.95 ** Very Heavy



871527 Happy Hats for Kids \$23.50



LA6236 Baby Hats \$18.50



LA75358 Celebrity Slouchy Beanies Crochet \$6.50



LA75357 Celebrity Slouchy Beanies (Knit) \$6.50



LA75477 Celebrity Slouchy Beanies BK2 Knit \$10.50



LA75476 Hats & Diaper Covers Bk2 \$9.50



LA5939 Slouchy Beanies & Headwraps \$15.95



LA4975 Noggins & Necks \$18.50




871425 Modish Crochet Hats \$16.95




878545 Hats Hooked on Crochet \$15.95



871228 Hooked on Crochet Hats 2 \$13.70




LA7107 Bedtime Blankies \$18.50



LA3026 A year of Afghans Book 9 \$17.60



871222 BIG Book of Crochet Afghans \$22.95 * Heavy



LA4814 Panel by Panel Afghans \$25.10 * Heavy




ASN1394 In-Style Crochet for the Home \$29.95



871626 Corner to Corner Lap Throws \$19.50



AYC364 Crochet Club \$22.50



871504 Baby Blankets & Toys \$17.50




871760 Snuggly Baby Blankets \$24.50



871734 Super Easy Blankets \$23.50




LA75470 Car Seat Blankets (Knit) \$9.50




LA6373 Animal Lovies Blankets \$18.50



LA6198 Tunisian Crochet Baby Blankets \$18.50



LA75467 Blankets for Toddlers \$11.20



121112 Blankies Just for Baby (Knit) \$18.50




LA5124 Our Best Knit Baby Afghans Bk2 \$28.50 * Heavy




876505 Birthday Bears & Blankets \$16.85



843311 Naptime Buddies & Blankets \$11.95



LA6725 Easy Afghans \$24.50



S4620 Tapestry Crochet \$32.50 * Heavy



**COT8CRAFT \$14.00
100gm ball Natural
8 ply cotton**



**HOOKAFGHANFLEX \$12.00
each - 4mm, 5mm, 6mm**

**HOOKJUMBOSET \$40.00
12mm, 15mm, 19mm and 30mm**



**HOOKAFGHANFLEXBOYE \$12.90
each - 8mm, 11.5mm, 15.75mm**

