



Crochet Extra

160th Edition– November 2019

Things have been busy this month as we continue to research new yarns and products – we have settled on a few new ones which should be arriving towards the end of this month. Thank you to my testers for trying out the samples I received. We will be having a new 10ply cotton – Finch, great for face washers, dishcloths, cushions, blankets and jumpers – and Scheepjes Organic cotton – Organicon. We are also testing out some new cotton blends for a new winter range.



We will be at Craft Alive Logan at the end of this month – November 29th to December 1st. We will have a stall and make and take classes run by myself and a Emily Littlefair (the Loopy Stitch). Find out more [here](#).

It is also a busy time for us here at Crochet Australia as we are going through some software changes and setting up a new website – all aimed to make it easier for you find what you are looking for, place your orders and for us to get it out quickly. We are implementing some changes to begin this transition. The first of these is to our postage – see all full details [here](#).

December is a short month and so we have spread our next workshop over 7 weeks. It is aimed at Christmas Crafting – a collection of small projects for Christmas gifts or decorations. Tuesday's 9.30 – 11.30 or Wednesday's 5.30 – 7.30. Book your spot now by email or

phoning us.

Also—check out our Christmas closure times.

Until next month

Lynda

Crochet Australia,
PO Box 285
Yandina Qld 4561.
(07) 5472 8586.



Christmas Wishlist

What's on your wishlist for Christmas?

It's that time of the year again – the crazy festive season! Which also means crazy crochet and crafting. I myself have been busy getting gifts ready but I am finding my list is growing longer than the time that is remaining and I fear not all of it will be done. Crocheting for Christmas can be fun. And if course it's not all about crocheting gifts but also considering what can be gifted to fellow crocheters and crafters and what to put on your own wish list.

Handmade creations for Christmas range from holiday décor to finished items for gifts. Crocheted Christmas decorations can really add a unique touch for Christmas, can be quick and easy to make and in many cases help to clear out the stash. They can be jazzed up with the metallic threads and yarns (Maxi, Lizbeth, Excel, Klassic Metallic, Scheepjes Twinkle, MT Perle 5) to add some sparkle or beads. We feature some of the Christmas patterns and suitable yarns this month. Or try these [Gnomes](#) by Crafty Braam



Gifting to crafters and fellow crocheters can be hard but also very rewarding as they appreciate the effort that has gone into them – particularly if it is an item they wouldn't make for themselves. Giving tools and sets are also appreciated – as what crafter can have too many tools in their toolset? This can range from the essential hook and needle sets to the accessories that just make crafting easier and more enjoyable—or a voucher for them to get what they want. These also

make great gifts for ourselves – use our [Wishlist](#) to note what you want and leave it in a 'conspicuous' place for someone to see.



Email: info@crochetaustralia.com.au

Website: www.crochetaustralia.com.au

Facebook: www.facebook.com/crochetaustralia

ABN: 31 595 069 229



Tip of the Month— Crocheting with Beads



Using beads in your crocheting can really add a sparkle and a different look to your projects—whether they are added throughout to add interest, or you create a beaded spiral. Depending on which crochet technique you use different methods apply to attaching your beads and the stitches you use.

Beaded spirals— generally use the small seed beads and involves working with thread. These make great necklaces and bracelets. This will require to pre-string all the beads onto the thread you are using—and remember if you are trying to create a ‘pattern’ string the beads in reverse order. Beads can be threaded onto the thread in a number of different ways:



Big eye needle – These are thin, but have a large eye for the yarn that goes nearly the whole length of the needle so can cater for any thickness of yarn. Thread the yarn through the eye and use like a normal needle, picking up the beads with the point.



Beading needle – These look like a normal sewing needle but are thinner and have a smaller eye. Thread thin sewing cotton through the eye, cut it and tie the ends together to form a loop. Feed your yarn through this loop and continue as with the big eye needle.

Candle Wax — Dip the end of the yarn in some melted candle wax and shape it into a needle as the wax dries.



Working in a spiral involves securing the beads using a chain stitch only.

HINT—If you are new to creating beaded spiral, practice with a thicker yarn and plastic pony beads first. Rub beeswax onto your thread before threading beads – this keeps your thread from fraying, protects it from moisture and decay, allows your beads to slide easily and keeps your stitches tight.

Useful resources include: [How to crochet Bead-Tube Jewelry 871120](#), [Beaded Beauties to crochet LA3656](#)

Other beaded work—there is more flexibility in the way the beads are added and the type of yarn that can be used with beads and the stitches that can be used. While beads can be pre-strung as noted above, you can choose to sew them on afterwards or use a ‘bead-as-you-go’ technique. The pre-strung technique generally will not be suitable if you are using a ‘delicate’ thread that the beads can damage.

With pre-strung beads, you can secure the bead where you want it using a chain, or double crochet. If you are using a double crochet stitch, the bead naturally falls to the back of the stitch, hence you want to be adding the bead when you have the wrong side facing you. If however this is not practical, there is a modified double crochet stitch you can do to secure the bead to the front. Here is [video tutorial](#) on attaching beads with a double crochet stitch by Kim Guzman. While other stitches can be used, these two are the most suitable to keep your bead from slipping.

The ‘join-as-you-go’ technique will require you to have a crochet hook at hand that will go through your bead in order to pull the yarn through at the point in which you wish to add a bead. For this method, you remove the working loop from your hook, place the bead onto a crochet hook that will go through the bead and pull the loop of yarn through the bead.



The join-as-you-go technique is not suitable to many seed beads, hence these will generally have to be pre-strung.



Visiting hours:

Mon—Fri: 9am—3.00pm

Sat: 1st Saturday of each month 9am—12pm

Workshops: Tues 9.30am—11.30am, Wed 5.30pm—7.30pm

Lessons: Tues 12.30pm—2.30pm, or by appointment.

Order three ways (See front page for contact details):

Secure shopping cart, phone or mail.

We ship Monday to Friday. We endeavour to ship all orders received before 12pm on these days, and orders received after this are shipped on the next day we ship.




Book of the Month



871635 Comfort & Joy \$24.50

Create the perfect holiday with *Crochet Comfort & Joy*, overflowing with projects for your holiday gift-giving needs, as well as festive accents for a warm and inviting decor. Explore the sections of this special issue for projects for all skill levels! Christmas decorating will take on inspired new meaning with the charming designs in the Deck the Halls section. The Gifts in the Nick of Time chapter offers a delightful selection of projects you can crochet quickly when time is running short to complete your gift list. Our Gold & Silver section offers a dazzling variety of crochet projects to add elegance and sparkle to your holiday attire, and if you're looking for crochet projects with comfort and warmth, you'll love the patterns featured in the Dreaming by the Fire and Warm & Cozy sections.

114 pages. US terminology



Look What We Found



Christmas Makes



871610 A Granny Square Christmas \$16.50



871211 Glass Ball Ornaments \$7.95



95134 Christmas Stockings \$10.00



A Crochet Christmas \$22.60



LA7194 Thread Christmas Ornaments \$20.50



885175 Little Knitted Gift-card Pockets \$9.95



8797122 Crystal Reflections \$10.00



871743 Angels Through the Year \$24.50




HHT344 Tatted Christmas Book 7
\$35.50 ** Very Heavy



871212 Angel Birthstone Ornaments \$10.00



LA4765 Stars in the making \$17.10 Knit



HHT527 Tatted Xmas Balls #2
\$55.50




LNSB7 Hardanger Potpourri of Pillows \$23.95



LNSB10 Hardanger Christmas Stitched with Love \$21.90



GC46107 Holiday Sweets and Treats \$10.00




875547 Thread Ornament Toppers \$15.35



LA5839 99 Snowflakes \$30.10
*** Heavy**



871534 Christmas Wish List Special \$22.50



NN248 Christmas in the Pines \$16.95



SP7226 Mini Christmas Knits 20 to Make \$11.95



871740 A Very Crochet Christmas \$28.50



121111 Deck the Halls \$12.00



MAGMAGIC146 \$11.00



DMC14935L Gingerbread Man \$5.50



CMPATC037 Christmas Tree \$5.00



LNSB10 Hardanger Christmas Stitched with Love \$21.95

Christmas Gifting

Learning new Skills




CCV04D1 Tunisian Crochet—Beyond the Basics \$52.50



CJV22D Learn Crochet Jewelry \$29.95



KJV23D Cast-on and Bind –Off Workshop \$29.95



HHTDVD10 Learn Needle Tatting DVD \$35.50




HHTDVD202 Shuttle Tatting 2 Mildred Clark \$36.80



CHV03D1 Learn to Crochet Pineapples \$52.50



HOOKSETKNOOK The Knook Beginner Set \$21.50



NMST11P Learn Needle Tatting Kit \$44.50



HOOKSETBEGIN \$26.50

Handy Tools



Clover Soft Touch Hook Sets
HOOKSETCVARAL10 10 Hook Set \$101.00 (Sizes 2mm to 6mm)
HOOKSETCVARST8 8 Hook Set \$72.50 (Sizes .5mm to 1.75mm)



Clover Amour Hook Sets
HOOKSETCVAMOUR9 9 Hook Set \$92.90 (Sizes 2mm to 6mm)
HOOKSETCVAMOUR7 7 Hook Set \$95.50



HOOKSETCL Crochet Lite Set, \$94.50



ACCYARNWINDEROPRY Yarn Winder Oprey \$52.00



ACCLINEMAG Line Magnifier \$15.00



ACCYRNHOLDBIRCH \$12.00 Yarn Holder



ACCCHARTMARK Pattern Chart Marker Set \$25.20



KITCROACC Crochet Accessory Kit \$38.00



KITTAT Tatting Kit \$38.00



ACCTATCASEMOONSUN Travel case moon/sunlit Shuttles \$19.80



ACCTATCSENEEDLE Needle Travel Case \$19.80




ACCTTCASEAERLIT Travel Case Aerlit \$19.80



HOOKSETBIRCH 24pc Crochet Hook Set \$35.00



ACCKNITWONDER Clover Wonder Knitter \$16.60



ACCDaisyWHL Daisy Wheel \$17.25



ACCGLOVE Craft Glove, sizes 3 and 4 \$20.00



ACCLIZHOLDER Thread + Holder \$18.50



KITKNITACC \$38.00 Knitting Accessories Kit



KITUBUNTUSMED & KITBUNTUSML PRICED FROM \$70.00 - \$180.00



Basket Kits—Rectangle or Round
KITBBREC **KITBBR**
Various prices ranging from \$34-\$53
Kit includes, wooden base, tshirt yarn and hook.



KITROZOT & KITROZCC
Rozeta CAL Kits priced from \$90.00-\$170.00



TOWELVELOURXMASKIT \$24.00



KITJEWMET \$15.00
Metallic jewellery combo



CMPATC058K \$12.00
Pouch Shopping Bag Kit—
pattern and yarn

Kit includes choice of towel (New Year Cheer, Paris or Xmas Tree), Pattern book and matching cotton

*** and ** Indicates heavy books, therefore higher postage costs**

Other Things




KITMUG Crochet & Knit Mug Kit
\$26.00 Kit includes a ball of Catona cotton



ACCACOLWH Colour wheel
\$8.75



SU01 Sophie's Universe
\$48.00 ** Very Heavy



SH02 Sirens Atlas
\$34.00



YRNEXCEL Metallic yarn \$5.80 per ball



COTLIZMET20 Lizbeth Metallic yarn \$10.50 per ball



COTKLASMET Klassic Metallic yarn \$4.65 per ball



ACCSHAWLPIN \$9.50 Shawl Pins



GIFT VOUCHER—YOU CHOOSE THE AMOUNT

Valid for 12 months—pdf copy emailed to you



Stitch markers

Clover—ACCSTKCV \$10.05—Pack of 20

Opry—ACCSTKOP \$5.50—Pack of 15