


Ever wondered what other
crocheter's are up to?




We'll wonder no more simply turn the page
and view all the finished masterpieces
sent to us by customers from
around Australia and the World.

Welcome to the book of


Customer Masterpieces



*We'd love to see your finished projects!
We receive lots of letters telling us how inspiring it is
to see other peoples works. So if you have a photo
of your finished project
send it to us and your
article could feature in up
coming editions of the
"Crochet Extra".
Please be sure to tell us
what book you got the
pattern from so we can tell
everyone else!*



HELEN - TOOWOOMBA, QLD



*Our **fabric shapes** have been very
popular and with so many colours
and shapes there is one to suit
everyone!*

*Here is a square doily crocheted by
HELEN - TOOWOOMBA, QLD.
Helen used a square fabric shape
and an edge pattern from a
Spanish Symbol book. !*

JOY M - MORWELL, VIC

Thought that you would like to see this piece of Bobbin Lace that I have just finished.....it is made from Linen thread and will have a linen centre sewn in by hand...so will take some time to complete! JOY M - MORWELL, VIC



DEIDRE Mc - SPRINGWOOD, QLD

*When DEIDRE Mc - SPRINGWOOD, QLD came to visit recently with the Qld Lace Guild she brought with her this photo of a runner she made using a pattern called "Rose Remembrance" from *ASN1283 Filet Table Runners & Placemats and Placemats and* #20 Aida crochet cotton.*



DAWN L - VICTORIA POINT, QLD.

This photo was sent to us by DAWN L - VICTORIA POINT, QLD. Dawn used ASN1137 Oval Doilies Patterns to make this pretty pink and white doily.



Dawn said she has also crocheted several Three Piece Doily Sets from Vicki's book BK22 Crocheted Three Piece Sets.



INA T - DREWVALE, QLD

INA T - DREWVALE, QLD created this eye-catching tablecloth that measures 120cm using Maxi #10 and a pattern called "Vanilla" from an old Crochet Monthly






*This stunning doily crocheted by
**DORRIE B - LOWER TENT HILL,
QLD** was done using Coats Mercer #20
and Crochet Monthly No 287.*

*Good times were had by all when Dorrie and her two sisters
Gloria and Beattie from Gatton came to visit us last month.
Meeting them here was their friend Gloria from Kybong. These
ladies certainly made a day of it - picnic lunch and all! They also
brought along some of their recent works to show us.*



*This lavender runner was from our Effie Mitrofanis
Collection and has been beautifully hand embroidered
by **GLORIA S - GATTON, QLD**.*



***BEATTIE C - GATTON, QLD**
(91 yrs old and still crocheting) used MYM
SELECO9 and #40 Coats mercer crochet cotton to
crochet this wonderful collection of doilies.*

*and **GLORIA F -
KYBONG, QLD***

had this cute lion hand towel to show us!



***The 3 Sisters**
Gloria, Dorrie and Beattie.*

*In the cookies of life, sisters
are the chocolate chips.*




MONICA A - KURUNJANG, VIC



MONICA A - KURUNJANG, VIC sent us this pic of some baby clothes she made recently.

Aren't they just adorable!


Monica used patterns from 875554 Beautiful Baby Boutique and 4ply wool. She said that it was easy to make and she really loved how it turned out.




DOROTHY S - CANBERRA, ACT




"I've just finished a baby blanket and thought you might like to see how it turned out. It's from the book LA2853 Our Best Baby Afghans and I used Panda 8ply baby lustre and modified the pattern slightly to get the size I wanted."



DOROTHY S - CANBERRA, ACT



LESLEY E - INNISFAIL, QLD



This piece of crocheting by LESLEY E - INNISFAIL, QLD recently received 1st prize and Grand Champion at both the 2007 Cairns and Tully shows. Lesley crocheted this piece titled "Lillypool" with DMC Cebelia #40, from a picture in the Mary

Card book

BARBALOI, this pattern can also be found in one of our

Spanish books

GANCHITO.



SHIRLEY W - NAMBOUR




When SHIRLEY W - NAMBOUR came to visit recently she brought with her this beautiful crocheted table cloth.

Shirley used our Daphne #20 and a pattern from

BW4660

Crochet Mesh with Complete Diagrams. !



LYNDA N - DAVISTOWN, NSW

"Thought you might like to see the 4 dolls I dressed for the Godchildren. I used the Annie Potter book Victorian Darlings for the basic patterns and adapted her hat pattern to make the bags. The dolls are on the stands I bought from you."


*LYNDA N -
DAVISTOWN, NSW*



(We no longer stock the Victorian Darlings book however we do have doll stands available in various sizes.)

KAY J - CLONTARF, QLD

*KAY J - CLONTARF, QLD is the proud crocheter of this "Dancing Daisies" afghan .
From CLO275 100 Afghans to Knit & Crochet.!*



EDNA M - KALLANGUR, QLD.



This eye catching rug was crocheted by EDNA M - KALLANGUR, QLD. Edna used 8ply Dazzle and a pattern from LA3223 Patchwork Afghans Thru The Year.



TESS - ELIMBAH, QLD & DOT - BURPENGARY, QLD

Although we refer to our Wednesday group as our "Crochet Group" a lot of the ladies also try their hands at many other crafts. For instance I quite often find Tess and Dot doing lovely fancywork. Here is just a sample of what they have been up to!

This is one of our Royal Paris Cloths "Myosotis" stitched by TESS - ELIMBAH, QLD



and this is a Bella Embroidery Cloth "Daisy" stitched by

DOT - BURPENGARY, QLD. Dot made this cloth as a gift for her granddaughter.



LINDEN - COFFS HARBOUR, NSW

*LINDEN - COFFS HARBOUR, NSW crocheted this **Madison Bear pattern GC14105** using our #10 maxi to make a mini bear! He's sooooo cute!! Linden tells me he looks more like a Terrance. So if you ever come to visit, make sure you say hi to Terrance (he lives on our front counter and is the guardian of the chocolate container!!) Thanks Linden for sending him up - he says he much prefers the weather up here!!*



ANNETTE - THORNLANDS, QLD !




*Thought you might like to see the lovely
Gwendolyn Doll pattern GC26106.
I made it for my 2yr old granddaughter, Ella.
It is really lovely and I loved doing it.
ANNETTE - THORNLANDS, QLD !*



GLORIA - GATTON, QLD

GLORIA - GATTON, QLD brought with her these adorable dressed dolls on her last visit to our showroom.



This one uses our very own *Cindy Doll* and our *Madame Tricot Perle 5*.



These dolls outfits were made using baby rayon.



JANET - BONGAREE, QLD

Yet another fantastic Cindy Doll creation.

This doll's outfit was made by JANET - BONGAREE, QLD using our Cindy Doll, size 8 seed beads and her own pattern.





CROCHET CLASS CREATIONS!




Ever wondered what goes on at our Wednesday morning get togethers?

*We'll apart from morning tea, cups of coffee and giggles -
on occasions in between all this, crafty things are actually created!*



DONNA E - NINGI, QLD made this eye catching pillow using our Madame Tricot Perle 5 in Apricot and Cream.

Using the same design idea as the pillow above, this rug was made by
BRENDA F - BALD HILLS, QLD



LORRAINE W - DELANEYS CREEK, QLD is the creator of this stunning evening gown. She used Anchor #8 and Size 11 beads with a set of 1.25mm knitting needles.



BARBARA T - CABOOLTURE, QLD used DMC perle #8, size 11 beads and a pair of 1.25mm knitting needles to make this beaded gown.

HILDA J - DALBY, QLD comes to visit the group from time to time and has just finished this eye catching rug!



This 3 piece set was brought to life with beautiful colours by
DOT L - BURPENGARY, QLD, not only does Dot do lovely fancy work she also bakes the tastiest sponge cakes ever!



Ever wondered what to do with our Wonder Knitters?

A bit shout out to Dot from everyone here in the group. We wish you a speedy recovery and hope to see you back here real soon!




Well here are some ideas from **GWEN L, WOORIM - QLD** and **KAY Z, CABOOLTURE - QLD**.



JOAN P - STRATHPINE, QLD made this rug using 8ply acrylic (variegated) and a pattern from Elegant Nursery Blankets



This brightly coloured rose sun catcher is sure to be the feature of any window! Beautifully created by
CONNIE C - CABOOLTURE Connie used our DMC Perle #5 and Kit 013 pattern.



The border is from a design in LA4382 - 50 Crocheted Afghan Borders.



EDNA M - KALLANGUR - QLD crocheted this top. It's made with Clever Country 4ply and a pattern called Waves of Blue from book ASN1294 Crochet Cotton Separates.




Thanks Donna for being our model!

JULIE K' - HUSKISSON, NSW

I would like to brag about my recent First Prize win at the local Nowra Show. The crocheted top was made for a friend's granddaughter. My friend gave me the pattern from an English Womens Weekly (May 2006). My husband came with me to the show and I am not sure who was more excited when we discovered the win!

JULIE K' - HUSKISSON, NSW



*Congratulations
Julie!*

DENYCE B - NARRABRI, NSW



Here are two of my shawls I have crocheted from your patterns, my favourite is the pineapple & it has found a new home already.

*It was done from your pack (KIT043)
The pink one is done in 4ply baby wool (Bendigo Woollen Mills) from your book of shawls. (BK18).*

DENYCE B - NARRABRI, NSW



*Thanks Denyce - these baby
shawls look beary snuggly!*



LORRAINE S - KINGAROY, QLD

Check out this masterpiece! This bedspread received Champion Prize of Crochet at the Kingaroy Show recently.



LORRAINE S -
KINGAROY, QLD

*created this
bedspread using our Daphne
#20 and Maxi #10.*



BETH T - MORWELL, VIC

The crochet sampler displayed in photo belongs to my Grandmother. She was born in 1885. It was she who taught me to crochet more than 50 years ago. She also taught me how to do 'Hairpin' Lace and I still have my 1st effort at a D'oiley. All the work attached, was worked either by candlelight or Kerosene Lamp. Considering that most of the thread used was '150', '120' & '100' - its amazing that at 79 years, just before she passed away she was still crocheting fine d'oileys for grandchildren and great grandchildren. When I was 10 she detached a piece and gave it to me to keep (it was the fillet 'cat' because I'm a cat fanatic) How I treasured it and worked to attain her high standard of craftsmanship. I thought that the sampler was either lost or destroyed many years ago, so imagine my delight when my one remaining elderly (85) aunt bought it out and asked me if I knew what it was! "Even better" - I said, " I have the piece that was attached THERE." I feel honoured that I have been entrusted with this 'history of crochet', of which, some pieces would be more than 100 years old. Following our family tradition I have taught my two daughters to crochet; and so next, I hope to teach my three grand-daughters to crochet too. BETH T - MORWELL, VIC



RITA C - WETHERILL PARK, NSW.



Look out here comes Taz Devil!
How cute is this little guy made
by RITA C - WETHERILL
PARK, NSW. Rita made him for
a work colleague's grandson.

*I guess until next months Crochet
Extra "That's All Folks!"*

SHERYL T - NEW ZEALAND

Vicki, Last year I bought a quantity of *Aida #20* cotton from you for the purpose of a bedspread. In the end it took slightly more than half what I'd bought, so am presently using the balance to create another bedspread in a more lacy pattern.

You may be interested in the result. It's a single 'overlay' spread which I'll be putting an apricot-orange underlay beneath as a bedspread, with matching curtains. Quilted,



rolled bedspreads (which I have yet to make), will complete the room, which will double as my office. At the moment, my husband and I are finishing the renovation of the room it is to go into, so these are the best pictures presently available. Built in 1896, the house still has the kauri panels along the walls. The spread fits into this environment superbly.

SHERYL T - NEW ZEALAND



WILMA A - CRONULLA, NSW

This is a rug I crocheted quite a few years ago. It is all done in double crochet. Sewing in the ends has always been a real pain in the butt for me, so I crochet all my ends in at the colour change and as most have two ends, which if I can't crochet them in as I make up the rug, I then have to get out the needle and sew them in. I like to crochet my rugs together as it is quick and I have just the final loose thread to sew in to finish off.



WILMA A - CRONULLA, NSW



BERYL B - PORT MACQUARIE, NSW



Thankyou for sending the patterns.

I am enclosing a photo of the crocheted ladies I have done, for you to see.

BERYL B - PORT MACQUARIE, NSW



CATHERINE K - MOSSMAN PARK, WA

I was browsing your newsletters and saw the pattern for the *GC08105 Floribunda Scarf* which I have already made. Bought the pattern some time ago from an American site. I love it! Only used what yarns I had too but would change the base colour next time.



CATHERINE K - MOSSMAN
PARK, WA



DEIDRE M - SPRINGWOOD, QLD

DEIDRE M - SPRINGWOOD, QLD

Thought you may like to see the shawl I knitted with the yarn you sent me (**Peter Pan 4ply baby yarn**). 3 months of solid work but I'm pleased with the end result.



The pattern is from a book called Easy Knits for Kids.

MANUELA S - MACQUARIE FIELDS, NSW




Dear Crochet Australia, here is some of the work I have been doing over the last 6 months or so!



The dolls pattern is from the creative hands website and is the Tooth Fairy design, using the *Pillow Dolls*.



Some of the hand towels are *Kit033 Towel in a Ring*, the other hand towels and face washer designs are from the book *MC9316 Crochet Edges by Margaret Metcalf*.




The babies jackets are from *BK19 Crocheted Matinee Jackets*




Hope you like them, I've enjoyed making them all.

MANUELA S -
MACQUARIE
FIELDS, NSW



ANN R - CABOOLTURE, QLD

ANN R - CABOOLTURE, QLD
used our *#10 Maxi* and an
Australian Crochet Mag to make
this doily. Ann changed the
pattern slightly to make the doily
smaller.



MAUREEN L - EVERTON HILLS, QLD



Here is a picture of the ballerina I
made from the *GC20106 Happy
Holidays Amigurumi* book.

She was fun to make and well
received by Hannah
(my Granddaughter).
MAUREEN L - EVERTON
HILLS, QLD.



GRACE C - DECEPTION BAY, QLD

GRACE C - DECEPTION BAY, QLD has ingeniously created this Christening dress using *3ply Peter Pan* baby yarn, *Royal Rayon* and a *Daisy Wheel*. Grace brought it with her to show us last time she came to visit. What a clever idea!



EDNA M - KALLANGUR, QLD



EDNA M - KALLANGUR, QLD has taken an old pattern and changed the colour combination to create this eye-catching rug.



BRENDA F - BALD HILLS, QLD



BRENDA F - BALD HILLS, QLD from our crochet group recently finished crocheting this tartan rug. Brenda tells us this is a "*Smith Tartan*" and that she got the pattern from a Women's Weekly Tartan Book.



TESS T - ELIMBAH, QLD

TESS T - ELIMBAH, QLD from our crochet group has been quite the busy beaver lately.

These are her latest embroidery works.

Traced linen design *DMC #1004 The Rose Garden* using *DMC stranded cottons*




and this cute teddy bear pillow displays her Candlewicking talents with an adapted design from *Jean Jeanson's Candlewicking book Vol 7.*



LYN S - KINGAROY, QLD



LYN S - KINGAROY, QLD came to visit us recently and brought with her a massive collection of her crochet work.




Here are just a few of her winning entries from the Wondai and Kingaroy shows.

Congratulations Lyn!




CAROL C - MORAYFIELD, QLD



CAROL C - MORAYFIELD, QLD made this delicate doily using the knotted lace technique.

Carol used *Finca Bobbin Thread #40* and *SM3469 Mediterranean Knotted Lace*.



VICKI MOODIE - CROCHET AUSTRALIA

Whilst on their Xmas break at Yeppon Ray & Vicki visited The World of Shells & Information centre. Definitely worth a look if you are up that way, say hi to Ena & Molly for us! Hence this shell inspired doily crocheted by our very own Vicki.

The pattern can be found in her book *BK21 More Jug Covers*.



OLLIE W - KUPUNDA, SA




This is a picture of a lap rug I did from a filet pattern. It was done in 8ply wool and it turned out OK. I was quite pleased with it. The lady holding the rug is our teacher Jan. OLLIE W - KUPUNDA, SA

MARIE W - MORTDALE, NSW

Check out this stunning afghan! This masterpiece was crocheted by one of our fellow crocheters and friend,

MARIE W - MORTDALE, NSW

The pattern comes from the *Blue Ribbon Afghans Book LA108205*




EDNA M - KALLANGUR, QLD

EDNA M - KALLANGUR, QLD recently finished this pretty rose doily.

The pattern is from an *Elizabeth Hiddleston book EH3* and the thread used is Aida #20



SUSAN L - NAMBOUR, QLD



This stunning multicoloured snowflake doily was crocheted by SUSAN L - NAMBOUR, QLD.

Susan used *Coats Mercer #40* and an old *Coats Book #525*.

(we have second hand copies of this book available for \$5 SHBK1131)

KIM S - WALLSEND, NSW

Check out this little guy! This is the engineer and train from the **Choo Choo Train** pattern (no longer available). This master piece was created by KIM S - WALLSEND, NSW.

Kim has crocheted many items for other family members and friends, her husband Robert is hoping someone out there has a crochet pattern for old style cars especially the Morris!



NOELINE S - POINT VERNON, QLD.



This is a photo of a Queen size bedspread that I have just finished crocheting.

I made it for a group here in Hervey Bay called "*Older Mens Unlimited*" to raffle. It has 182 squares in it (time consuming to sew up) and measures 76" x 86" WHEW!!!

Nice Job Noeline!

NOELINE S - POINT VERNON, QLD.

JENNY H - RED CLIFFS, VIC

JENNY H - RED CLIFFS, VIC recently sent us a some photos via the email of her recent works. From tatting to knitting, crochet and bead work she does it all.



Here are just a few photos of her tatted work. A doily from when she was learning to tat and some tatted bookmarks.

Thanks Jenny for the photos!



RITA C - WETHERILL PARK, NSW



Isn't this just the most precious little Christening Outfit! RITA C - WETHERILL PARK, NSW made this Christening outfit for her little Granddaughter Mia.



The pattern Rita used was *PATCS2*
Heirloom Baby Knit & Crochet



SHAUNA W - WEMBLY, WA



This is a pic of a little bag I finished in #100 DMC thread. It's about 8"x7". It was in the *Priscilla Irish Crochet Book*. I'm hoping my little girls and my little nieces will use it when they grow up and get married.

Cheers. SHAUNA W -
WEMBLY, WA



VICKI C - NYMBOIDA, NSW



VICKI C - NYMBOIDA, NSW sent me this pic of her latest works. Her works range from tea pot cosies, doily sets, jug covers, quilt covers, rugs and tablecloths. The cosies, spiderweb rug and tablecloth are her own designs. Quite the little designer isn't she!



Vicki is a lady of my own heart with a passion for border collies! She sent me a pic of her little boy Cossy! That's his mate Lucky on the left! *Thanks for the pics Vicki.*

FAY B - KIPPA RING, QLD



Here is just a snippet of what FAY B - KIPPA RING, QLD had to show us when she visited recently. Fay has been busy crocheting Jug covers with variegated **#10 Maxi** using Jug Cover Books **BK13** & **BK21**.





Fay also likes to make coffee tablecloths this beautiful swirl pattern comes from *Elizabeth Hiddleston Book EH8A* using *Eldorado #10*.

TERRY W - EVERTON PARK, QLD

Here are a few stunning creations from our good friend TERRY W - EVERTON PARK, QLD.

Terry's doily is crocheted in **#20 Daphne** from a pattern in the Elizabeth Hiddleston Pack 10 **EHPACK10**.



These coloured hankies come to life with the **Klasik #30** and a pattern from Myart Book 2.

Thanks Terry these pieces are truly inspirational!



AMANDA M - DARWIN, NT



AMANDA M - DARWIN, NT is a Navy Officer who takes her crocheting away with her to sea, she works on various projects in between apprehending illegal Indonesian fishing vessels. She entered various pieces into the Canberra Royal show and came away with four 1st prizes and four 2nd prizes!



Here are some pics of Amanda's own designed crochet hook case and accessories. It's done "on the side" as opposed to back and forth which helped her form the hook slots. Instead of buttons she used magnetic closures. *Thanks for sending us the pics Amanda and congrats on your show wins!*



DIANE G - MOOROOKA, QLD



Here are some photos that DIANE G - MOOROOKA, QLD sent us. Diane made up the pattern for the poncho and the crinoline lady face washers in an older style pattern. She says the face washers are a joy to crochet and make great gifts too! *Thanks Diane!*



GWEN L - WOORIM, QLD



Here are some rugs crocheted by GWEN L - WOORIM, QLD.

Gwen cleverly used her scrap **8 ply wool** to make all 3 of these rugs - and don't they look great!



What a great idea and these rugs would make excellent gifts!



RITA C - WETHERILL PARK, NSW



RITA C - WETHERILL PARK, NSW emailed us some pics of baby afghans she has recently crocheted. Rita crocheted this one in blue baby yarn and used a pattern from *LA3059 Beautiful Afghans for Baby*.




Have a close look and you can see her helpful pussy cat "Lil'Rat" sneaking into the picture!

AMANDA M - DARWIN, NT

AMANDA M - DARWIN, NT sent us some pics of these beautiful angels that she crocheted and entered into the Darwin Royal Show. Amanda's creations won the free form class and she tells us that they are much easier to make than they look!




The pattern used was
D02466 Crochet Angels by Wilma Bonner.



MOYA H - UPPER CABOOLTURE, QLD

MOYA H - UPPER CABOOLTURE, QLD attends our crochet group and has been quite the busy crocheter lately. These are Moya's latest creations an Indian rug and bag.

Not only can she crochet
I've heard she gives a
great haircut too!!



MARION C - MORAYFILED, QLD

This interesting and textured rug comes from one of the quiet achievers in our group MARION C - MORAYFILED, QLD. It combines stripes, patterns and bobbles with a ruffled edge to make it a rug you can't resist wanting to cuddle up in.



ANN R - CABOOLTURE, QLD

ANN R - CABOOLTURE, QLD joined our group recently and is relatively new to crochet, so we were all proud as punch when she finished this baby blanket and bag.



Anne's bag was made with **8ply yarn**, and the baby rug was made with **8ply acrylic** and *Australian Crochet Magazine Vol 1 No 5*.



HELEN D - EVERTON HILLS, QLD

HELEN D - EVERTON HILLS, QLD came to visit us recently and brought with her this gorgeous doily she crocheted using an *Elizabeth Hiddleston pattern Irish Rose from EHPACK08 and #20 Mercer*.




EDNA M - KALLANGUR, QLD

EDNA M - KALLANGUR, QLD also has a stunning creation from an Elizabeth Hiddleston Pattern "Delena". EH13 and used Aida #20



Don't forget that AIDA has been discontinued so get what you need now before it's too late!

AVIS W - EVERTON PARK & EDNA E - WAMURAN



This cozy Baby Rug was made from *Peter Pan 4ply baby wool* and a Patons pattern. This one was done by EDNA E - WAMURAN and the very next day AVIS W - EVERTON PARK showed me the very same rug that she had just completed. What a small world!

BERES R - LISMORE, NSW



How cute is this little guy sent to us from
one of our friends in crochet
BERES R - LISMORE, NSW




*Today's the day the teddy
bears have their picnic!!*



LINDEN B - COFFS HARBOUR, NSW

LINDEN B - COFFS HARBOUR, NSW sent us pics of her latest creation.
Pooh Bears made from the *Pooh & Friends Collection LA3262*,
the larger one is done in 4ply and the smaller one in Maxi #10.



TERRY W - EVERTON PARK

TERRY W - EVERTON PARK came to visit us recently and brought with him these stunning doilies. The colours in these doilies really do bring them to life.



*Coats 987
Crochet
Through the
Home*

*#30 crochet
cotton and
Paragon 135*



*#20 Crochet Cotton
and Crochet
Monthly 87
"Violets"*



Silver *Altin
Basak Metallic
#30* and
Paragon 133



*Altin Basak
Klasik #30
Gold and
Crochet Monthly
303*




BARBARA B - ZILLMERE, QLD




When BARBARA B - ZILLMERE, QLD came to visit us last month she brought her show and tell. Barbara crocheted this beautiful bolero for her daughter to wear to her school formal. She used lashes yarn and a pattern from the *Aug 2006 Crochet World Magazine*.

Through this magazine Barbara has made many crochet pals in the US and they often swap state squares they have made like these ones!

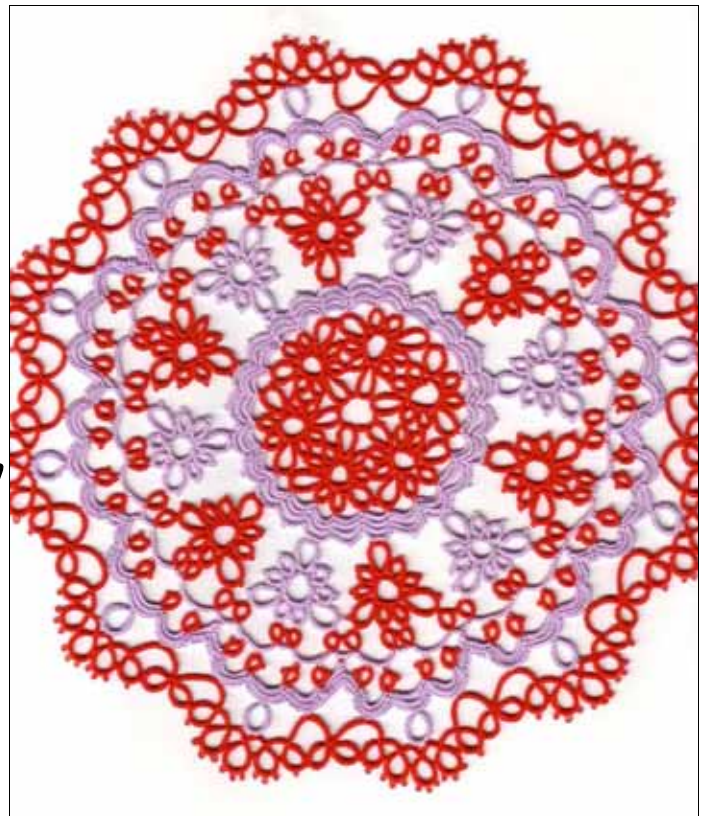


MAUREEN L - EVERTON HILLS, QLD

MAUREEN L - EVERTON HILLS, QLD is a mad keen tatter so when the new Judith Conner's book *Contemporary Tatting* (SS2514) arrived on our shelves she was delighted to say the least! This is the "Corona" doily that Maureen has made from the book .



It was done with *Cebelia* *crochet cotton* in red and mauve and has turned out beautifully. Thanks for sending us the pic Maureen.



MARION C - MORAYFIED, QLD, EDNA M - KALLANGUR, QLD,
& SHARYN F - BRIBIE ISLAND, QLD

Some of the ladies that attend our weekly crochet group have been suffering from a touch of **Bag-mania** recently! I've never seen a few balls of *4ply Clever Country* crochet cotton whipped into a bag so quickly before! Here are some of their latest creations.



These bags were
created by
MARION C -
MORAYFIED, QLD



We have lots of bag books
to choose from!



This bag and
purse combo
was made by
EDNA M -
KALLANGUR,
QLD



....and just when you
thought you'd seen all the
bags here comes a
clever bag from the *Knitted Bag
Ladies Book 873491*, using our new
Cindy dolls.



This handy bag lady
was knitted by SHARYN F -
BRIBIE ISLAND, QLD



HELEN W - TOOWOOMBA, QLD & LEANNE B - TOOWOOMBA, QLD

When the Toowoomba ladies came to visit recently they brought with them some photos and finished articles to show us. Several of the ladies also entered works into the Laidley Spring Fair.



Crochet Monthly #222

Crochet work from
HELEN W -
TOOWOOMBA,
QLD



Hanky edges from
Crochet Monthly
#199 & MYM 29

*How cute are the
pussy cats! Meow*



Cats were adapted by Helen from
Crochet Monthly #265




This runner pattern
can be found in
Crochet Monthly


These edgings are from *Crochet Monthly* #315
and Spanish
MYM book 29.



Crochet work from
LEANNE B -
TOOWOOMBA,
QLD



EDNA E - WAMURAN, QLD



This star centred doily was crocheted by EDNA E - WAMURAN, QLD using *Paragon 120* and *#10 Altin Basak Maxi Thread*.



We have second hand copies of Paragon book 120 available for sale \$4 each.

TERE A - TERREY HILLS, NSW

Hi all at Crochet Australia, I mentioned to you some time ago that I was making a mohair queen size blanket. Well I finally finished it, and thought you might like to see it. It's taken me two winters but it's finally done. The yarn is NZ mohair. .



KIM S - WALLSEND, NSW

This beautiful crocheted lorikeet blanket is one of many masterpieces created by KIM S - WALLSEND, NSW. The Rainbow Lorikeets and Alphabet blanket is worked on a *6mm Tricot Hook* and uses *8ply Acrylic Yarn*. The birds and letters are worked into the crochet (not embroidered on).




Kim is interested in learning from anyone who does Tricot/Tunisian and would like to share pattern ideas or anyone who has Australian birds or animals in cross stitch graphs that can be used to make crocheted items.



VAL V- BUNDAMBA, QLD



VAL V- BUNDAMBA, QLD - sent us these pictures of her finished filet crochet projects. The first is "Deers" from *Crochet Fantasy Book 18*, Val entered this piece in the Show and won 1st Prize.



The other is "The Last Supper" from *HC3117 Filet Crochet Religious Charts* she is hoping to win a prize in this years show with it!



PAT H - CABOOLTURE, QLD

PAT H - CABOOLTURE, QLD is a part of our crochet group and has just finished "*The Balcony*" from the Bella Linen collection. It came as a quilt panel and Pat has quite cleverly made it into a cushion.




EDNA M - KALLANGUR, QLD



EDNA M - KALLANGUR, QLD yet another collection of works from one of our talented crochet group ladies.

These stunning doilies were crocheted with our *#10 Maxi thread*.



JAN C - BEACHMERE, QLD



JAN C - BEACHMERE, QLD came to visit us recently and brought with her this gorgeous dolly outfit crocheted in *4ply Clever Country* using a pattern from *ASN1257 Dresses to Crochet for Dolly & Me*.



SANDRA M - MAROOCHYDORE QLD




SANDRA M - MAROOCHYDORE QLD emailed us this pic of what she's been making for mother's day gifts out of the *Hangers & Sachets* Book that she purchased recently.




EDNA E - WAMURAN QLD

EDNA E - WAMURAN QLD created these beautiful star and pansy inspired doilies using #10 maxi and PARC122, and #20 mercer and a Paragon pattern. The hanky edge was crocheted in #40 mercer.



CAROL C - MORAYFIELD,QLD

CAROL C - MORAYFIELD,QLD loves her set of *Weldon's Practical Needlework books* and brought along to our crochet group a Hairpin Doily that she made from a Pattern in Vol 11 using Coats Mercer #20.



KAREN G - MALENY, QLD

I had to show you photos of my puppy Nutmeg on her lounge chair from the book *875551 Doggy Divas and Dandies*. She had no hesitation on using the chair and was sitting on it with in the first minute of me putting it in her pen. She is now almost 7 months old and is sleeping on her chair every night.

KAREN G - MALENY, QLD




JUNE P - LANDSBOROUGH, QLD

JUNE P - LANDSBOROUGH, QLD has created this beautiful runner using a pattern from SELECT09 Spanish symbol crochet book and #40 DMC Cebelia thread.



CAROL C - MORAYFIELD, QLD


This Hairpin Crocheted Edge really does make this hanky one of a kind.



CAROL C - MORAYFIELD, QLD used BK29 Hairpin Crochet Made Easy, Coats Mercer #60 and one of our Straight Edged cotton hankies.

EDNA M - KALLANGUR, QLD

A doily from the Elizabeth Hiddleston collection (EH17) made with #10 Maxi by EDNA M - KALLANGUR, QLD



CHERYLE S - CHILDERS, QLD

CHERYLE S - CHILDERS, QLD used a pattern from **Precious Heirloom Christening Sets 1241**, to create this gorgeous Christening outfit.

Instead of cotton, she used a chinese 4ply acrylic. Cheryle sold her creation on Ebay and the lady who bought it kindly sent on some pics of her daughter's special day.




JOAN P - STRATHPINE, QLD

Hats off to JOAN P - STRATHPINE, QLD who has been making hats for all her family and friends. This one was made with chenille yarn and a pattern from JE16107 Heads Up.



JUDY Mc - MORAYFIELD, QLD




This stylish doily was crocheted by JUDY Mc - MORAYFIELD, QLD using #10 maxi and a DMC doily pattern.



RHONDA S - KINGAROY, QLD

RHONDA S - KINGAROY, QLD visited recently and brought along her prize winning bead crochet necklace!

Rhonda used a pattern from KP12303 Crochet with Beads II, a 4.50mm crochet hook, pearls, and 28 gauge wire.



PAULINE L - CHATSWOOD, NSW



I always wondered what people were doing with all the #10 Maxi that was going out the door - and so I asked a customer one day and she sent me this!



Round tablecloth from
870913 Tablecloth Elegance

This one Pauline crocheted for a friends 60th Birthday from a book called "Crochet Cherished Lace Tablecloths" by Josie Rabier (this book is no longer available)

Thanks to PAULINE L - CHATSWOOD, NSW for sharing her creations.




SHAUNA W - WEMBLEY, WA



SHAUNA W - WEMBLEY, WA sent us these pics of her Irish Crochet Baby Bonnet.

She used our 0.4mm gold tipped crochet hooks and size 80 DMC tatting thread, with #5 perle for the padding cord.



Here is another pretty bonnet
Shauna has made in DMC #40 crochet cotton.



EDNA M - KALLANGUR, QLD

EDNA M - KALLANGUR, QLD has been up to something a little bit different recently. - Tunisian Entrelac!

Edna created this fantastic afghan using 8ply Dazzle and CB14100 Easy Tunisian Crochet Entrelac.



After seeing this creation others in the class wanted to give it a go too. We found that a Lotus 8.00mm hook with the 8ply yarn worked just fine!

BERES R - LISMORE, NSW

BERES R - LISMORE, NSW recently sent us this cute little bookmark done in #20 crochet cotton.

What a sweetie! Thanks Beres

We have lots of bookmark patterns available



MARIE M - NORTH LAMBTON, NSW

MARIE M - NORTH LAMBTON, NSW sent us a few photos of things she has made for world vision who send them to poor babies in cold countries.

This hooded poncho was from a pattern in the Feb 06 Hooked on Crochet Magazine.



AVIS W - EVERTON PARK, QLD



When AVIS W - EVERTON PARK, QLD came to visit she brought with her a little brag book full of photos of her latest crochet efforts.


This cheeky monkey in the middle is from 875508 Cuddle Buddies



101120 Hug A Bugs




Avis also brought with her a runner that she had made from our **Altin Basak Metallic Maxi #10** and a pattern from a **Crochet Monthly Mag**. Quite a versatile crocheter isn't she!



FAYE H - GAYNDAH, QLD

Masterpiece of the Month goes to
FAYE H - GAYNDAH, QLD,
who sent us a photo of a
tablecloth she crocheted from
The Filet Crochet Book (A8235)

(This book is no longer available)



Faye entered her masterpiece into the Gayndah Show
in April and won first prize!

Well done Faye.

BETTY K - EPPING, VIC



A special thank you goes out
to BETTY K - EPPING, VIC
who sent Mum & I these
lovely hankies!!




We were most surprised
to open the mail and
find these presents!
Thanks Betty!

Be sure to check out our massive hanky range!!

BEV B - SPRINGFIELD LAKES, QLD


This is a doily that I crocheted using your *Eldorado #10*. It's from an old edition of *Crochet Monthly* Number 218. Doily no 12 called Mosaic. 23" across.



BEV B - SPRINGFIELD LAKES,
QLD

KATHY G - LALOR PARK SYDNEY, NSW

This is a photo of an Afghan I made for my Mum for her Birthday from *LA3166 So Pretty Pineapple Afghans*. KATHY G - LALOR PARK SYDNEY, NSW



*Afghans are gifts that keep on giving.
Crochet one for a family member or friend today!*



ANNETTE W - THORNLANDS, QLD



Thought you might like to see the Nativity Set I crocheted for my six year old Granddaughter. It's proudly sitting in the classroom at school, and the children are going to make the Chapel. Then it's Emma's for home.

ANNETTE W - THORNLANDS, QLD




I made it out of *LA2354 Away in a Manger*. It was very easy to work and lots of fun to see it coming together



ROSEMARY R - KINGSTON, QLD

This is the christening dress I made for my youngest grandchild, it was made in *Altin Basak Maxi #10*. I did the full set from the *Leisure Arts Christening Ensemble book, LA2882*.

ROSEMARY R - KINGSTON, QLD



SHARON C - ENOGERA, QLD

Hi guys this is my latest version of a diagonal blanket. I added an extra colour and it has 5 rows of each colour. I used a **4mm hook** and **8ply yarn**. The size of it was made with a friend in mind whom is over 6' tall. I think he will like it!

SHARON C - ENOGERA, QLD



EDNA M - KALLANGUR, QLD & GWEN L - WOORIM, QLD



This beautiful doily and 3 piece set was crocheted by one of the very talented ladies from our crochet group.

EDNA M -
KALLANGUR, QLD



GWEN L - WOORIM, QLD also a member of our crochet group has these two stunning doilies to add to the collection also from the *Extra Special Doilies* book.



Both ladies used our *Altin Basak Maxi #10 Cotton* and *LA3588 Extra Special Doilies*




KATHY G, LALOR PARK SYDNEY, NSW

KATHY G, LALOR PARK SYDNEY, NSW has kindly let me borrow these photos from her online photo album to show you.



How gorgeous is the crocheted hat!



These afghans were created with *Easy Tunisian Hooks*. Kathy loves to inspire people to keep crocheting and knitting alive and pass it on to the next generation. Her nanna taught her when she was 6 and she has now taught her daughter.



Thanks for the inspiration Kathy!



LOUISE T - MT MEE, QLD

LOUISE T - MT MEE, QLD used *KITPAT002 Crocheted Bag*, and *Clever Country 4ply* to make this beautiful bag. With a little help from the ladies in our crochet group being inspired by *874712 Crochet Bag Boutique*, and some Beads, this was the final product.



Well done Louise!



LYN R - WAMURAN, QLD

LYN R - WAMURAN, QLD
has created this beautiful
Crochenit Rug using our New
Magnum Prints 8ply and a
Crochenit Cable Hook.



GLORIA C - TORQUAY QLD

Here are some pics of some crochet work using our
*Baker's Dozen Hankies & Altin
Basak Klasik #30*
(European #50) sent into us by
GLORIA C - TORQUAY QLD



DIANE C - QUEANBEYAN, NSW

This is my first attempt at "Crochet on the Double". It is for our 1st grandchild. Dad & Grandpa are West Tigers Supporters! It is from 843311 Naptime Buddies & Blankets.



DIANE C - QUEANBEYAN, NSW



ESTELLE K - WOODFORD, QLD,

ESTELLE K - WOODFORD, QLD, has crocheted these gorgeous doilies.

*Crochet Monthly
no 273 using
#10 Aida*



*BW6507 Lovely
Crochet Lace using
#10 Maxi*



CREATIVE CROCHET COMPETITION WINNER


Entrants of the competition had to

Step One - Buy 1 or more packets of *DMC Perle #3, DMC Embroidery Rayon, or Maderia Decora Rayon.*

Step Two - Crochet a small project using any of these

Step Three - send us a photo or the article

We are proud to announce the winner of the Creative Crochet Competition





RHONDA S, QLD
with her design "
Tamika's Bag"

Congratulations Rhonda you have won a \$20 Crochet Australia Gift Voucher!

LORRAINE S - KINGAROY, QLD.



How cute is
this little guy!!



This photo was sent to us by LORRAINE S - KINGAROY, QLD.
Lorraine tatted the elephant from **FA0641 Tatted Animals** from
the FA series recently brought in from Denmark.


DAWN L - WOOLLOONGABBA, QLD

DAWN L - WOOLLOONGABBA, QLD recently received
873952 Lovely & Lacy Home Décor as a free gift with
her order. Here is a picture of the doll's dress that Dawn
crochet from the book.



MANUELA S – MAQUARIE FIELDS, NSW

Here is a photo of my first *crochenit* attempt. I'm really happy with this first piece and am eager to learn some new crochenit stitches. I used 4 different 8ply colours and the basic stitch #101. It measures 52cm x 42cm and will be donated to the Animal Welfare League. Cheers
MANUELA S – MAQUARIE FIELDS, NSW



Manuela also sent us this pic of a jacket she crocheted from *BK19 Crocheted Matinee Jackets* the pattern she worked from was Valerie. Thanks Manuela!



JUNE M– RYE PARK, NSW

JUNE M– RYE PARK, NSW has sent us the knick-knacks that she has made using *Mercer #40 cotton*. June uses motifs to make cards like this butterfly one! The motif can then be removed from the card and used for appliqué - what a great idea!! June also sent us the little book mark and lavender bag, also made with #40.




By far though the cutest thing is these little pants made from 2 *hankies* sewn together and gathered top and bottom.

The gift tag on them reads
"Don't get downhearted if these don't seem your size. The answer is here right under your eyes. Take a small pair of scissors and snip, snip away. And make two dainty hankies to use as you may!" Thanks for sending these in June!



TERRI R - WHITTON, NSW

Just thought I would show you this photo of a lemon baby shawl that I crocheted from the book *BK18 Baby's crocheted rugs and shawls*. I loved working in rounds and it was easy to do. Now I have done both the round shawls in the book I'm on the look out for more round baby shawls to do.



Thanks for the happy hour of crocheting and for many more to come.
TERRI R - WHITTON, NSW

LUCILLE G - PINE MOUNTAIN, QLD

LUCILLE G - PINE MOUNTAIN, QLD sent us this pic. "It is 53" in Diameter and the pattern is taken from "Crochet Monthly" Number 204. I have also done this particular pattern in a 4ply cotton. I did the flowers in Red, Yellow and Green with the centre Flower and the joining of the motifs in White."



We have lots of second hand Crochet Monthly magazines available, Ask us about them today!




EDNA M - KALLUNGUR, QLD

EDNA M - KALLUNGUR, QLD is part of our very talented Happy Hookers group. This pillow creation is her own adaptation of an old pattern. She is now showing some of the other ladies how to adapt the pattern into a rug.



TESS T - ELIMBAH, QLD

TESS T - ELIMBAH, QLD brought this UFO (UnFinished Object) that she has finally completed after 25 years!! This tablecloth is delicately embroidered with a crocheted edge. A job well done Tess!



SHEILA S - FOREST LAKE, QLD



SHEILA S - FOREST LAKE, QLD came to visit us recently and brought with her these beautiful filet designs.

These medieval lions were done in #40 Cebelia from MYM Book PANOS 9



Japanese Lady using #100 Coats Mercer and an old Burda Magazine.



And this bedspread was done using #10 Eldorado and MYM Book GANCH12



LARAIN L - CROWS NEST, QLD


LARAIN L - CROWS NEST, QLD came to visit us recently and brought with her some of her recent crochet work



Jug Cover using *Mercer #20* and *Myart Book 3*




Butterfly Duchess Set using *Mercer #60* and *Australian Womens Mirror July 1958*



Tablecloth using *Mercer #20* and *Crochet Monthly No268*

DORRIE B - TENTHILL, QLD

My friend DORRIE B - TENTHILL, QLD made me this stunning table runner.
The pattern is from *Book #44 of Crochet Monthly*. It took 6 balls of
Coats #20 Cream 608. Regards WENDY T



JENNY N, SOFALA - NSW

JENNY N, SOFALA - NSW sent Mum & I these gorgeous Pansy Pins earlier last year (she thought Dad would be too busy tatting to want to wear a pansy pin!) Jenny got the pattern from a Terry Kimbrough afghan book *LA3209*. An accident has left Jenny unable to crochet for the moment but she's right into the cross stitch.



JEAN J - WAVEL HEIGHTS, QLD




using our
Altin Basak Maxi #10 Cotton.

JEAN J - WAVEL HEIGHTS, QLD came to visit us recently and brought with her this stunning tablecloth that she crocheted from a Crochet Monthly Magazine



RICKI D - MOORA, WA

"Your website has everything a crocheter could possibly desire. Thank you.
Here is a doily that I crocheted from a Elizabeth Hiddleston Book EH30
with your Aida size 20. I love it." RICKI D - MOORA, WA



FREDA M - GLENROY, VIC

"This is a photo of the doily I have made with your Eldorado #10 crochet cotton, no 2 hook and a pattern from Paragon Crochet Book (PARCR2). In the book it was size 40 cotton which is too fine for me. It looked a bit hard, and as I taught myself to crochet, I'm quite proud of myself!" FREDA M - GLENROY, VIC



NOELEN W – CALLIOPE, QLD,

A special thanks goes out this month to NOELEN W – CALLIOPE, QLD, who sent me this gorgeous scarf!! I just love it! Noeleen was even kind enough to send us the pattern that she has made up herself.




Noeleen says she has been knitting since she was 10 and is now 78!! Thanks again Noeleen.



PAT H - CABOOLTURE, QLD

PAT H from our crochet group showed us the pattern for this great footy rug!
Using 8ply yarn and a 4mm hook it makes a good size football rug. (140cm square).


Thanks Pat.




THIS CORNER TO CORNER
AFGHAN (PAT'S RUG) IS A
FREE PATTERN ASK FOR
ONE TODAY!

KATH L – BRAY PARK, QLD

"Just thought I'd let you know how I went in the Ekka competitions, my knitted Clown got 1st, Sylvester the crocheted toy got 2nd and the Doll in the crocheted clothes got 3rd. I was very excited when my friend came in with the news!!"



KATH L – BRAY
PARK, QLD




GWEN L - BRIBIE ISLAND, QLD

GWEN L – from our crochet group has made this colourful rug using the **101 Crocheted Squares book (ASN1216)**, 8ply yarn and a 4mm hook. She joined the squares and them embroidered over them with feather stitch, then went around the edge using crab stitch.



It looks fantastic!



MARCELLE K - GATTON, QLD



Hi guys, I love your new community area so I thought I would send you a couple of photos from my biggest project yet. I made up 60 odd traditional American granny squares that measure 10cm x 10cm each and for something a bit different put them together on the diagonal and crocheted a border around the whole lot. It is all done in **8ply wool** and a **4.5mm** crochet hook.

It took me 2 months and most of that was stitching the squares together but I was so

excited by the way it turned out, something different. It makes a nice cover for a single bed.

Enjoy.

MARCELLE K - GATTON, QLD



ANNETTE P - LORN, NSW



ANNETTE P - LORN, NSW has sent us a picture of the slippers she crocheted from the *April 04 edition of Hooked on Crochet*.

Thanks Annette (surely I could get away with wearing slippers to work if they were crocheted. I could call it promotional attire!)



Similar designs can also be found in *Soft Step Floral Slippers 875525*.


Hooked on Crochet magazine from USA is available bimonthly (every 2 months). Ask us about a magazine subscription today!

LYNDELL R - COOROY, QLD


LYNDELL R - COOROY, QLD came to visit us recently and she brought with her these gorgeous doilies she has crocheted from some of the Patrica Kristoffersen books, using DMC Cebelia Threads.




One of the doilies is from Patrica Kristoffersen's *LA2879 Absolutely Gorgeous Doilies*.



NARELLE K - TARRALGA, NSW



NARELLE K - TARRALGA, NSW, sent us these pics of some knitting she has done using eyelet lace and our **Craft Moods** books. Narelle sells her work and is busy filling orders for Christmas!



Life is too short to worry,
Crochet instead!

MARIA L, THORNLANDS - QLD

MARIA L, THORNLANDS - QLD A while ago I asked if you had any crocheted Womble patterns – at that time you didn't, but you gave me a website to try. I am proud of my 'womble' and the challenge as I did not have a full pattern and had to make him up from a picture in a children's story book that I bought and dolls patterns.



In your newsletter, you asked for any works completed. Thought you might like my effort. *How cute is this little guy!*



JOAN M - BANKSIA BEACH, QLD



JOAN M - BANKSIA BEACH, QLD -Joan from our crochet group has been a busy lady lately, here is just a snippet of what she has been up to!


The patterns for these beautiful baby afghans can be found in *LA75004 Snuggletime Baby Afghans*.



HELEN D - EVERTON HILLS, QLD



HELEN D - EVERTON HILLS, QLD came to visit us recently and was overwhelmed with our extensive range of crochet supplies. On her return visit Helen brought with her this doily to show us. She got the pattern from an old paragon book *102 Pineapple Crochet Designs*.

(This book is currently out of print, however we have 2nd hand copies available along with over 500 other 2nd hand books.



MAUREEN L - EVERTON HILLS, QLD

Here is my first tatted doily from *Traditional Tatting Patterns* by Rita Weis DV0660, tatted in Altin Basak Klasik. I love tatting with this thread.
MAUREEN L - EVERTON HILLS, QLD



LORNA B - MARYBOROUGH, QLD

LORNA B - MARYBOROUGH, QLD sent us these pictures of her crochet work with face washers. They look fantastic! Lorna has used our *4ply Clever Country* and incorporated the glitter *4ply Clever Country* between the plain colours.



GWEN L - WOORIM, QLD

GWEN L - WOORIM, QLD Gwen from our crochet group, has created this clever interwoven rainbow granny square! Once complete they can be used to make rugs, bags, or just about anything.

Gwen sure has been thinking outside the square!



If you would like the **free pattern** for Gwen's Rainbow Square simply ask for a copy.

ALICIA W - MOUNT EVELYN, VIC



I just wanted to show you my latest project out of the **Fashion Doll Evening Wear** pattern book I purchased recently. I used a #10 crochet cotton to make this cute little ruffle dress and am currently in the process of making one of the other gown and hat combinations in the book.




I have 3 children under 6 and after I finally get them in bed I like to get out my crochet.

It's my way to wind down and relax!

ALICIA W - MOUNT EVELYN, VIC

HELEN W - TOOWOOMBA, QLD

HELEN W - TOOWOOMBA, QLD brought along this beautiful doily to show us last time she was here visiting. The pattern comes from an old *Crochet Monthly Magazine Edition 222*. Helen has combined the *DMC Cebelia #20* and *Altin Basak Klasik #30* (Gold 2347) to achieve this effect.



The gold really brought this doily to life.
Very creative, a job well done Helen!



TERRI R - WHITTON, NSW

TERRI R - WHITTON, NSW sent us these photos of work she entered into her local show recently. "I did a baby set in 4ply baby yarn (lemon) I used the pattern in the *"Crocheted Matinee Jackets"* book called "Kerry-Anne". I made a jacket, dress and booties. I got first prizes and special show award for it. I also crocheted a baby shawl



in pink from *"Baby's Crocheted Rugs and Shawls"* called "Jennifer". In 4ply and I won first prize for it as well. Then I crocheted a doily from *"Doilies to crochet in 4ply cotton"* won first prize for that as well. I'm so happy that I come home with three first prizes and \$55 in prize money. So thank you Crochet Australia for wonderful books and easy to read and follow patterns.
Keep up the great work."

