

Customers Corner

Below are some comments and masterpieces submitted by customers over the last quarter.

Send us a photo of your masterpiece (by email or on our facebook page—www.facebook.com/crochetaustralia), telling us which book it came from and which yarn or thread you used, and be in the draw to win a \$25 voucher in February (see conditions on our website). Please also add any tips you've picked up when making them.



Carol C, Pooraka SA

I just wanted to share a project I finished using cones of rayon I bought from you last year. My mum has always crocheted things for others but rarely has she ever crocheted anything for herself so I decided to crochet her a table cloth.

The pattern is from Hass Designs. My tip for this pattern is to use cones to limit joins. I also changed the pattern to crochet closed squares instead of open ones at the beginning and end of the rows.



Christine G, Summerland Point NSW

This blue beanie is made from Loyal using the instructions and dimensions mentioned in your July tip. It fit perfectly. I made the pom pom with the pom-pom maker I bought from you.

The cushion is a Japanese Shashiko pattern embroidered using your silk thread, Mulberry Native. I love the slub texture of the result.

Lastly, I completed the White Frosting shrug from the JKD Get Squared video in Heirloom 8ply cotton. It was an enjoyable project to complete.



Christine T, Nambour Qld

Crocheted this doily in 4 ply Clever Country cotton. The pattern is from the book Extra Special Doilies (LA3588)



Sue Z, Nambour Qld

Crocheted these jug covers (CMPATC079 and CMPATC080) using Cebelia #20 cotton and left over coloured cotton from other projects.



Dianne T, Yandina Qld

Crocheted this Mobius wrap from MT Perle 5 Metallic cotton as part of our July workshop.




Ellen B, Deception Bay Qld

Crocheted these towel edgings from 4ply Clever Country cotton. Ellen makes up her own patterns to have a mirrored image on the ends.



Evelyn K, Mapleton Qld

I was given a miniature challenge and crocheted a miniature outfit for a miniature doll (2cm) from Cebelia #20. I had to crochet the panties directly onto the doll! I also crocheted edgings around hankies bought from you—making up my own patterns, and using Cebelia #20 thread.



Joy F, Highland Park Qld

Crocheted these table centres in Cebelia cotton. The circular one has hairpin crochet edging which was separately attached and was quite challenging.



Leigh W, Yandina Creek Qld

Crocheted these wine glass holders using Clever Country 4 ply cotton—for a hens party



Dorothy C, Caloundra Qld

Recently picked up crocheting and crocheted this hat from Peter Pan yarn for her newborn granddaughter.




Elaine M, Narangba Qld

Made this from clever country for her granddaughter – 2 years. The pattern was adapted from an old Paragon hat pattern



Julie K, Kureelipa Qld

Using Loyal 8ply yarn weaved squares which she then joined together with crochet, making a beautiful blanket to fit her bed. Julie learnt weaving and crochet only recently.



Marilyn B, Obi Obi Qld

Has been crocheting her way through the book Crochet Boutique Hats, giving them to her family and friends. She is wearing one she made for herself.




Pam H, Yandina Qld

Crocheted this baby blanket using Peter Pan Baby Yarn, replicating the pattern from a blanket her own Mother had made many years ago.

Susan M, Mont Albert North, Vic

I've attached my butterfly necklace, tatted using Lizbeth tatting cotton. It won 1st prize at the Royal Melbourne Show—This was Susan's own design.



Flavia L, Banksia Beach Qld

Crocheted 'June's Quilting Buddy'— The Happy Hippo from the book Animal Amigurumi (871374) as a gift for a quilter who is in a wheelchair



Yvonne F, Qld

Crocheted these colourful mandalas in hoops from 4 ply Clever Country cotton.

Val D, Zillmere Qld

Tatted these beautiful bookmarks using Lizeth #20 thread.

Visiting hours:

Mon, Tues, Thurs: 9am—3.30pm
Fri: by appointment
Sat: 1st Saturday of each month 9am—12pm
Wed: Group visits (6 or more) by appointment

Workshops: Tuesdays 9.30am—11.30am bookings recommended

Order three ways (See front page for contact details):

Secure shopping cart, phone or mail.
We ship Monday, Tuesday, Thursday and Friday. We endeavour to ship all orders received before 12pm on these days, and orders received after this are shipped on the next day we ship.